

Cardale garage doors at a glance

2016/17

a quick guide to our garage door range



Welcome to Cardale Garage Doors

Welcome to our 2016/17 garage door brochure, containing an inspirational range of high quality doors.

Cardale is British owned and we have been manufacturing garage doors for over fifty years. We are sure you'll find exactly the right door for your home amongst Cardale's range - no one offers more choice!

These doors represent the best, not only in looks, but also in terms of safety, security and durability. We at Cardale have no doubt that, in years to come, you will still be as happy with your Cardale door as the day it is installed.

Factory finished steel fixing frame

Cardale Up & Over garage doors are supplied with an optional pre-hung factory finished steel fixing frame, which makes installation simple and eliminates the need for a timber frame.

Frames are supplied as standard in white, colour matched frames are also available .

The Rosewood chassis frame is supplied in Cherry, Golden Oak chassis frame is RAL8003.

Where to buy

visit www.cardale.co.uk

Cardale doors are available through a network of garage door specialists who will be able to provide full details and prices for our range.

Visit www.cardale.co.uk or call 01582 563777 for details of your nearest distributor.

Contents

Steel up and over doors	4-6
Secured by Design doors	4
ABS doors	6
Steel & ABS side hinged doors.....	7
Timber up and over doors	8
Timber side hinged doors	9
GRP doors	9
Insulated sectional steel doors	10
Aluminium insulated roller doors	10
Steeline roller doors	11
Personnel doors, Accessories and Optional Extras	11
Up and Over door Operators	11

Cardale - dedicated to manufacturing quality garage doors for over 50 years

Over those 50 years Cardale has brought many innovations and firsts to the garage door industry:

- Cardale introduced the concept of the 'panel door', from which the majority of today's garage door designs are derived
- Cardale was the first to use ABS in producing garage doors which match UPVc and the range remains unique to this day
- Cardale designed the Bedford up and over door, the first to give the appearance of traditional side hinged doors
- Timber is at the very heart of Cardale and our reputation is unsurpassed for choice and quality, with levels of craftsmanship found nowhere else

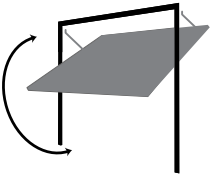
Cardale is a responsible manufacturer and continually strives to reduce its environmental impact footprint through the use of sustainable resources, such as renewable timber. Energy efficient vehicle fleets and consideration of distribution distances for components and raw materials are constantly reviewed for possibilities of improvement.

Selecting an opening mechanism

Cardale offer ranges of doors operating in several different ways. Depending on your preference and the physical characteristics of your garage, some types of operation may be more suitable for you than others. The information here will give you an insight into the choice of operating mechanisms and their features.

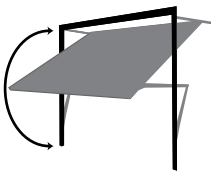
Canopy door gear

Up and over canopy doors are the most popular style of lifting gear in the UK with a vast range of door styles to suit. Ideally matched to where there is limited headroom for tracks but with the advantage that automation is still available.



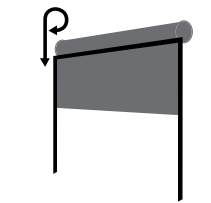
Retractable door gear

An alternative lifting gear for use with up and over doors. Horizontal tracks are attached to the top of the door frame to guide the door open, providing an exceptionally smooth opening and closing action which is ideal for electric operation.



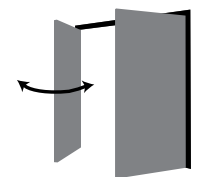
Roller doors

Roller doors travel vertically, forming a compact coil above the opening, meaning minimum space requirements both inside and out. Slimmed down versions requiring even less headroom are available for both the Thermaglide and Steeline range.



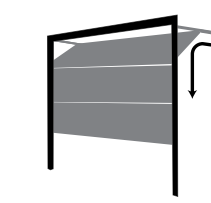
Side hinged doors

Popular 'traditional' operation and ideal if there are obstructions within the garage. Excellent security and very durable construction ensure long trouble-free service and automation is available as an option.



Sectional doors

Vertical opening allows 'park-right-up' convenience, whilst the extension or torsion spring operation gives a super smooth mechanism. Enclosed moving parts and push away joints to the panels make for finger safe operation



Automation

Cardale doors are designed for automation, which further increases the safety and security of not only your garage but your entire property. With such convenience at your fingertips you will wonder how you ever got by without this added luxury.



Selecting the material and finish

Cardale offer a wide selection of popular designs across a range of materials and finishes. This increased choice means you can choose your favourite style, together with the benefits of a low maintenance finish or the luxury of real timber. Take a look at the options below and check out their unique benefits.

Steel doors

Constructed using premium grade galvanised steel, Cardale doors are both secure and corrosion resistant, whilst remaining cost effective. A host of finishes is available on selected ranges, including: Laminated Wood Effect, Powder Coated and Pre-finished. Available on the Up & Over, Sectional, Side Hinged and Steel Roller ranges.



Timber doors

Every timber door produced is unique - hand crafted using cedar from managed sustainable sources. The huge range of styles to choose from are supplied base coat stained for finishing to a colour of your choice. Alternatively you can choose a hand finished door in one of the six woodtones available in the Up & Over, and Side Hinged ranges.



GRP doors

With the same strength to weight ratio as steel this composite material is incredibly robust and is used in the yachting industry due to its durability against the ravaging effects of corrosive weather. Available in low maintenance high gloss white and incredibly lifelike timbergrain effect woodtones, these doors are virtually maintenance free.



ABS doors

Impact resistant white ABS is the perfect match to complement white PVCu windows and doors and is virtually maintenance free. The material itself is very forgiving against knocks from car bumps and footballs, giving it that 'bounce-back' ability. ABS doors are available in the Up & Over range.



Insulated aluminium roller doors

The insulated aluminium lath design is ideal if the garage is used as a workspace or there is a bedroom above it, preventing the heat from escaping and the cold from entering. This door is even capable of withstanding a hurricane! The laths are available with vision slats and in a range of finishes and sizes in the Thermaglide Roller Door range.



White powder coated pre-finished steel doors

Cardale corrosion resistant garage doors, manufactured in Britain from premium grade galvanised steel and finished in white primer for easy finishing to the colour of your choice. Cardale up and over doors are bespoke and made to order.

Black Cardale handle fitted on each door unless otherwise specified.



Georgian



Berkeley Vertical



Brompton



Chevron



Europa II



Haven



Gatcombe



Gemini



Bedford



Orion Vertical



Vogue



Olympian



Orion Horizontal



Sheraton II



Sheraton II glazed

Cardale Secured by Design doors



Cardale Secured by Design garage doors have spring assisted retractable action for smooth running. Cardale Secured by Design garage doors can only be supplied in a pre-hung factory finished steel fixing frame, which makes installation simple and eliminates the need for a timber frame. These frames are supplied as standard in white, however colour matched frames are also available.

Supplied with our black "D" handle.

Secured by Design doors are bespoke and made to order.



Bedford (steel)



Europa II (steel)



Gemini (steel)



Georgian (steel)



Sheraton II (steel)



Sheraton II glazed (steel)



Berkeley vertical (timber Futura)



Burley (timber Futura)



Gatcombe (timber Futura)

Cardale Secured by Design doors are certificated to CS 5051 STS202 which is approved by ACPO Association Of Chief Police Officers.

These doors are available in any size up to and including 2438mm wide x 2134mm high.

Fully finished coloured steel doors

These doors are factory finished in deep textured paint to one of twenty four classic colours, plus white. The deep textured paint finish is incredibly durable and resistant to scuffing and comes with a ten year guarantee. Cardale up and over doors are bespoke and made to order.

Frame can be matched to the colour of the door, or supplied white as standard. Black Cardale handle fitted as standard.



Bedford chartwell green



Berkeley Vertical monarch red



Brompton pastel blue



Europa II ebony black



Gatcombe cream



Gemini camouflage beige



Georgian light grey



Haven cream



Olympian oxford blue



Orion Horizontal ageta grey




Orion Vertical willow green



Sheraton II balmoral green



Sheraton II glazed midnight blue



Vogue anthracite

Cardale steel door colour range

Cardale fully finished garage doors and Cardale Secured by Design doors are available in your choice from these 24 colours, plus white.



White RAL9016



Cream RAL9001



Light Grey RAL7035



Cherry



Signal Grey RAL7004



Metallic Grey Special



Ageta Grey RAL7038



Anthracite Grey RAL7016



Willow Green BS4800-12B17



Chartwell Green BS4800-14C35



Balmoral Green RAL6005



Camouflage Beige BS381-389



Dark Camouflage Desert Sand BS381-420



Signal Brown RAL8002



Conker Brown RAL8017



Monarch Red RAL3003



Pastel Blue RAL5024



Oxford Blue RAL5013



Midnight Blue RAL5001



Ebony Black RAL9005



Light Ivory RAL1015

Cardale Up & Over doors are supplied factory fitted to our open-for-infil steel frame.



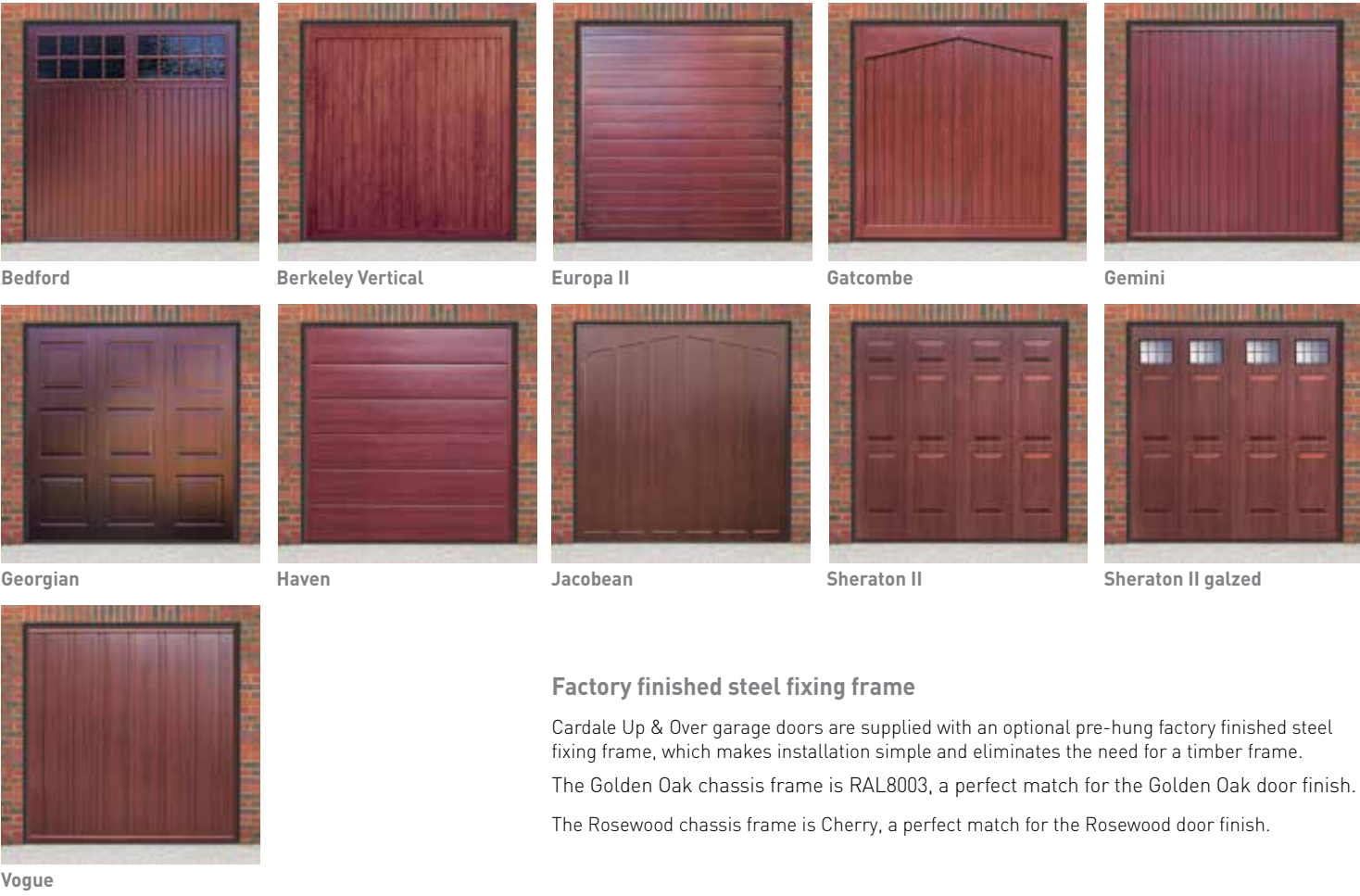
Golden Oak finished steel doors

The Cardale Golden Oak finishes are a smooth woodgrain that is an excellent match to the popular UPVC door and window finishes. Cardale Golden Oak doors are bespoke and made to order. Black Cardale handle fitted on each door unless otherwise specified.




Rosewood finished steel doors

The Cardale Rosewood finishes are a smooth woodgrain that is an excellent match to the popular UPVC door and window finishes. Cardale Rosewood doors are bespoke and made to order. Black Cardale handle fitted on each door unless otherwise specified.



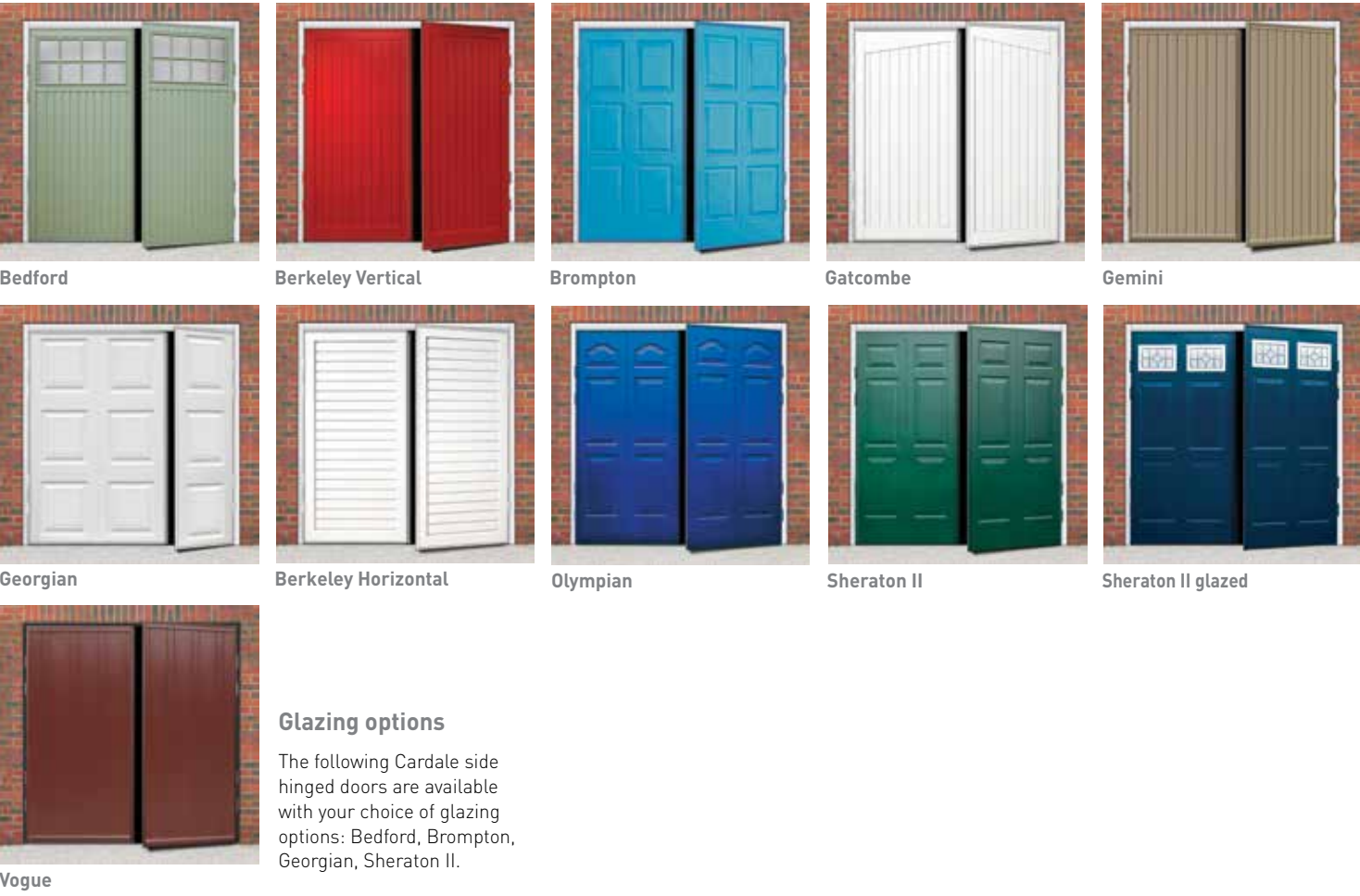
ABS doors

ABS doors are made from a tough yet flexible material commonly used to make car bumpers, so when it's knocked, the door panel flexes then bounces back as good as new. Fully bonded steel stiffeners at the rear of all ABS doors reinforce the panel and help protect against forced entry. Black Cardale handle fitted on each door unless otherwise specified. ABS doors are bespoke and made to order.



Side hinged steel doors

Cardale side hinged doors offer the following features: Centre overlap to help prevent forced entry and reduce draughts. Four pairs of dog bolt security hinges. High security Euro profile mortice lock. Twin shoot bolts top and bottom for added security. Stays to prevent the door opening further than 110 degrees. All side hinged doors are supplied complete with a 65mm frame. Side hinged doors are bespoke and made to order



Timber Futura up and over doors

Stunning garage doors handmade in Britain from the finest durable, solid Cedar wood tongue and groove boards and mouldings. These doors have the quality and status to enhance the front of any home. Timber doors are bespoke and made to order.



Berkeley Vertical



Bedford



Burley



Chevron



Cotswold



Gatcombe



Hampshire (wide)



Horizontal



Ibstock



Kent (wide)



Strathmore



Vertical



Light Oak



Rosewood



Walnut



Mahogany



Burnt Oak



Ebony

Timber Heritage up and over doors

Handcrafted garage doors using cedar faced mouldings on the finest quality external grade ply. Cardale's Timber Heritage garage doors highlight the natural beauty and quality of timber. These doors have the quality and status to enhance the front of any home. Timber doors are bespoke and made to order.



Tudor



Cardinal



Chiltern



Countryman



Guildford



Hampstead



Hathaway



Shropshire



Shropshire glazed



Thornley



Bromley



Windsor



Stuart

Timber door fully finished options

Cardale fully finished option is a factory finish process, the Sikkens product used is available in six attractive colours as illustrated. For south facing situations exposed to strong sunlight the dark colours are not recommended, as they can store excessive heat and dry out. Timber doors are supplied with a basecoat stain as standard. They MUST be finished immediately after installation.

Timber side hinged steel doors

Cardale timber side hinged garage doors are complete with a 50mm frame. Doors are supplied with a lock hole unless specified otherwise. Doors open outwards only, with the lock on the right when viewed from the outside. Left hand opening available as an option. Timber side hinged doors are bespoke and made to order.



Bedford (Futura)



Chevron (Futura)



Garage Light (Futura)



Gatcombe (Futura)



Hampshire (Futura)



Ibstock (Futura)



Kent (Futura)



Vertical (Futura)



Malvern (Heritage)



Rutland (Heritage)



Berkeley Vertical (Futura)



Milton (Heritage)



Shakespeare (Heritage)

GRP doors

A luxury range of low maintenance GRP garage doors exclusively available from Cardale. With the same strength to weight ratio as steel this composite material is incredibly robust and is used in the yachting industry due to its durability against the ravaging effects of corrosive weather. Available in low maintenance high gloss white or magnolia and incredibly lifelike timbergrain effect woodtones, these doors are virtually maintenance free. GRP doors are bespoke and made to order.



Kingston (glasswood)



Hambleton II (glasswood)



Sutherland (glasswhite)



Lyndhurst (glasswood)



Lyndhurst glazed (glasswood)



Georgian II (glasswhite)



Nelson (glasswood)



Virginia (glasswood)



Chelsea II (glasswhite)



Winchester (glasswood)

Cardale GRP colour range



Gloss White



Bleached Oak



Light Oak



Woodgrain Blue



Woodgrain Green



Woodgrain Red



Golden Brown



Teak



Gloss Magnolia



Dark Oak



Red Mahogany



Dark Mahogany



Ebony



Honey Beech



Magnolia

Insulated sectional steel doors

Cardale insulated sectional steel doors are comprised of individual sections connected together by hinges. The door opens vertically into the garage and with no 'kick out' as it moves, providing you with up to three feet of increased drive length compared to Up & Over Garage Doors.



Georgian Panelled iso20/45



Horizontal Rib iso20/45



Flush iso20/45



Large Rib iso20/45



Woodgrain
Also available in your choice of RAL colour (iso45). Not available on Flush iso45.



Noblesse (smooth)
Also available in your choice of RAL colour (iso 45). Not available on Horizontal Ribbed iso45.



Large Rib Golden Oak iso20/45



Panelled Glazed iso45



Panelled Glazed Smoothfoil iso45




Flush Steel Blue iso45

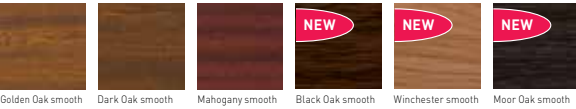


Large Rib Anthracite iso20/45

Super-Colour colours/preferred colours



Rustic wood effects for iso45 doors



Insulated sectional steel doors are bespoke and made to order.

Aluminium insulated roller doors

Thermaglide77 roller doors

Thermaglide roller garage doors out-perform the ordinary garage door for ease of use, insulation, finishes, safety and security. All doors are manufactured under strict and controlled guidelines.

Thermaglide55 roller doors

Where headroom is especially tight, the Thermaglide 55 has all the features of Thermaglide 77 but requires only 205mm of headroom and is available up to 2.8 metres wide and 2.4 metres high.

Notes on colour

Door guides and boxes are available in colours matching the door curtain, except laminate door colours, (supplied in brown). Coloured guide rails are supplied as standard, however, they may not match the lath colour. The manufacturing process for the lath profile results in a textured finish, whilst all other coloured items (guides, bottom laths, lock laths, optional fascias and vision panels) are supplied in a satin finish, so cannot be guaranteed to match exactly. Over time some scuffing may occur on front and rear surfaces of doors as a result of their normal operation.




Thermaglide77 brown RAL8014




Thermaglide77 white RAL9016

Thermaglide roller doors are bespoke and made to order.


Thermaglide77 Colours Low maintenance powdercoat



Low maintenance high grade woodgrain laminate




Thermaglide55 Colours Polyester painted finishes




Steeline roller doors


Cardale Steeline roller doors are a design proven for exceptional durability and long term performance. Simple, clean lines and an excellent colour choice are just part of the appeal of the Steeline door. Steeline doors doors are bespoke and made to order.




Juniper Green




Black



Rosewood

















Space saving
As the curtain rolls neatly up behind your garage lintel there are no tracks inside your garage providing you with additional space.



Twin locking bars for security

Steeline Plastisol finishes

 <p>Goosewing Grey</p>	 <p>Olive Green</p>	 <p>Juniper Green</p>	 <p>Mushroom</p>	 <p>Navy Blue</p>	 <p>Burgundy</p>	 <p>Golden Oak</p>	 <p>Rosewood</p>
 <p>Anthracite</p>	 <p>Honesty Cream</p>	 <p>Merlin Grey</p>	 <p>Vandyke Brown</p>	 <p>Black</p>	 <p>White</p>		

Personnel doors

Personnel doors are popular as a side entrance to a garage. They are pre-framed and come complete with a Euro profile night latch and deadlock and four anti-drop anchored bolt hinges per door leaf. Left hand opening available as an option. Available in the following finishes: Pre-finished, Painted, Plastisol, Golden Oak, Rosewood.



Gemini

Regal



Brompton

Europa II

Personnel doors are bespoke and made to order.

Accessories and options

Up and over door operators

Cardale DC650T
Traction force 650N for doors up to 4300 wide x 2134 high (←90kg)

Cardale DC800T
Traction force 800N, for doors up to 5000 x 2438 high (→90kg)



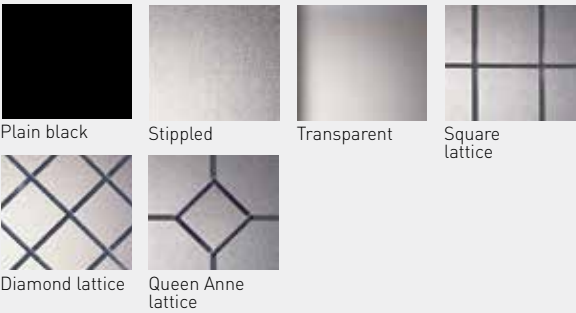
Sectional door Operators



The Sectional Door operator system offers maximum convenience during operation and installation. It is integrated into the side garage door track - either on the left or the right depending on the structural conditions. No ceiling assembly is required and any installation problems are ruled out from the outset.

Glazing

Selected Cardale garage door designs are available with glazing, with a range of attractive designs to blend with your house windows and doors. Glazed windows are constructed from shatter resistant polycarbonate with a stippled, translucent anti-reflectant finish.



2 Command Transmitters

- Up to two applications possible
- Modern, compact design
- LED built-in light



Each Cardale operator is supplied with two transmitters

Frames

Up and over doors are available with the option of a frame and it is a recommended choice for a high quality installation.

Handles

Steel up and over doors are fitted with handles which do not have a backing plate. Handles for timber and ABS doors have a backing plate.

4 Point Locking

Cardale up and over garage doors are available with the Cardale 4 Point Locking system as an optional extra, offering even greater levels of security.

Terms and conditions

Warranty

In the unlikely event of a warranty claim becoming necessary please contact the dealer or distributor who supplied the door.

To enable your claim to be processed without delay you should provide the following information:

- Your name, address and contact telephone number
- The original invoice and date of purchase
- A description of the door, the door type and the product number
- A description of the reason for the claim

Your dealer will then supply details of your claim, together with a copy of the warranty card supplied with the door and proof of purchase, to the warranty department at Cardale.

An assessment of the claim will be made. This may mean Cardale will need to come and inspect your door at your premises.

In the event that there is no legitimate claim under the terms of the warranty you may be liable for the costs of this visit.

It is essential that you take note of the care and usage instructions provided with your door and you follow these instructions throughout the lifetime of your door.

The warranty does not cover:

- Improper installation
- Normal wear and tear
- Priming and other surface protection treatments
- Negligent or wanton destruction
- Incorrect or too late applied surface protection treatments
- Repair by a non-qualified installer
- Use of non-Cardale parts without the approval of Cardale
- Damage or removal of the product number or making it unidentifiable
- Improper operation
- External influences, such as fire, salts, water, acids, alkaline solutions, abnormal environmental influences
- Mechanical damage caused by improper transport or installation

All dark colours which are exposed to direct sunlight should be avoided. Dark coloured doors may undergo expansion due to heat absorption. Such instances are not covered by the guarantee, however normal performance will revert when the door has cooled down if the heat absorption has affected the door's performance.

All colour samples depicted in this brochure are as close to the original manufacturer's colours as possible. Garage doors supplied may vary in colour from the brochure representation.

Prices

All orders are accepted on the understanding that the goods will be subject to the prices ruling at the time of delivery, unless other terms are specifically agreed. All prices are in £ sterling and exclude VAT. UK mainland delivery is included to the buyer's trading address - delivery to site £54.00 (subject to access).

A 25% handling charge applies to all unwanted items on standard stock items only. Items must be returned unopened and in an unused condition.

All returns are subject to acceptance by Cardale Garage Doors.

All doors are bespoke and made to order. Your right to cancel is not available on non-standard made to order doors.

Specification

Due to the progressive outlook of Cardale we reserve the right to alter specifications to design and manufacture without notification. All specifications and details are correct at the time of publication, errors and omissions excepted.

All Doors

Colour match Pairs of doors should be ordered together to obtain the best colour match, bearing in mind the limitations of the materials used in the construction. Timber garage doors cannot be ordered as matching sets.

Size variations As the size of a door changes in height and/or width, the panel frequency and profile can change, therefore doors of the same style but of different sizes can be significantly different in appearance.

Clearances All doors require operating clearances, i.e. the gap between the door panel and frame opening, these are inbuilt during manufacture and should not be reduced by means of infills, or draughtproofing.

Deflection When in the open position, all doors will display a level of vertical deflection or 'sag' across the width of the panel. Individual manufacturers' specifications should be consulted for exact tolerances.



For more information or to request a brochure on any of Cardale's ranges of Garage Doors and accessories, contact:

Cardale Garage Doors
North Luton Industrial Estate,
5-9 Sedgwick Road, Luton, LU4 9DT
Tel: 01582 563777, Fax: 01582 344833
www.cardale.co.uk



Your Cardale Stockist

Cardale reserves the right to alter specifications to design and manufacture without notification. All specifications are correct at time of publication, errors and omissions excepted.