



# DESIGN | SECURITY | SERVICE

Side Hinged Garage Doors  
& Side Doors GSW 40-L



# Every detail, perfect



## High quality hinges

Aluminium hinges with secured hinge bolts make it extremely difficult to lever open the door and are easily adjusted. 2 or 3 hinges are fitted to each leaf dependent on size.



## Standard Threshold

The aluminium profile supplied as standard provides a simple low profile threshold.



## Double weather strips & mitred corners

In addition to the circumferential weather strip around the door leaf, the door frame has a three-sided weather strip for excellent draught reduction. Profiles are mitre jointed for a neat finish.



## Door stays

These top grade, spring dampened stays hold the door securely in the open position. A simple de-latch motion releases the held door leaf. Any leaf below 780mm wide (including asymmetric side hinged doors) will not have a stay.



**Note - not designed for high wind applications.**

**SUPERIOR QUALITY**

**Lipped Threshold**

For an improved weather protection a stepped aluminium threshold with a bulb weather strip is available as an optional extra. The door leaves close against the raised weather strip creating an improved barrier to dust and debris. The threshold includes a thermal break reducing heat transfer.



**Flush bolt security**

The inactive leaf is secured with flush bolts to the top and bottom of the leaf. The picture also shows the rot proof floor weather strip and the inner rebate.

**Stainless steel handles & Security Locking**

High grade stainless steel handles and lock covers are tough and attractive, whilst the latch and dead bolt combination provides dependable security. The inactive leaf incorporates a stainless steel strike plate and steel lock keep box for added attack resistance. If you have a specific hardware requirement, talk to us as alternative designs can often be accommodated.



**Triple Point Locking Option**

The active leaf is available with three point locking for greatly enhanced security. The locks provide enhanced strength to combat attempts to force them apart.



Guarantee All doors have a 2 year guarantee against mechanical defects and a 10 year guarantee against perforation of the door panel. Terms and conditions apply, visit [www.teckentrupdepot.co.uk](http://www.teckentrupdepot.co.uk) for details



**2/10 Year Guarantee**


**SIDE HINGED DOORS**

**Finished in style**

Doors are supplied as standard in traffic white embossed wood grain on the outside (similar to RAL 9016) and grey white embossed stucco on the inside (RAL 9002).

**Each profile is available in a selection of finishes as shown**


**Georgian Profile**



**WOODGRAIN**  
White Trend/RAL

**SMOOTH WOOD EFFECT**  
Night Oak, Rosewood, Golden Oak, Winchester

**Standard Ribbed Profile**   **Centre Ribbed Profile**   **Solid Profile**


**WOODGRAIN**   **SMOOTH**   **STUCCO**   **MICRO PROFILE**






White Trend/RAL   White Trend/RAL   White Trend/RAL   White Trend/RAL

**SMOOTH WOOD EFFECT**  
Night Oak, Rosewood, Golden Oak, Winchester

**Trend or RAL?**

Trend colours are selected shades that have generally come to be considered as the most popular colours for garage doors. If the colour you require is not available as a Trend colour, we are able to coat our standard panels to a RAL colour.



**Trend Colours**

<b>Flame Red</b> RAL 3000	<b>Fir Green</b> RAL 6009	<b>Moss Green</b> RAL 6005	<b>Sepia Brown</b> RAL 8014
<b>Window Grey</b> RAL 7040	<b>Anthracite Grey</b> RAL 7016	<b>White Aluminium</b> RAL 9006	<b>Cream</b> RAL 9001
<b>Quartz Grey</b> RAL 7039	<b>Light Grey</b> RAL 7035	<b>Grey Aluminium</b> RAL 9007	<b>Jet Black</b> RAL 9005
<b>Steel Blue</b> RAL 5011	<b>Umbra Grey</b> RAL 7022	<b>TT 703</b> A special satin metallic effect - grey with micaeous iron ore particles.	

**Please Note:** Where doors are exposed to direct sunlight dark colours should be avoided. Colours will be similar to the RAL references stated.

# Superior Quality

Teckentrup side hinged garage doors and personnel doors are quite simply the very best. The solid panels, engineered hollow section aluminium frames and high grade fittings result in a door that closes with a reassuringly deep "clunk".

Security is excellent and the range of styles, finishes and windows allows personalisation to suit your tastes. 1/2 and 1/2 opening and asymmetric configurations further increase versatility.

## Solid 40mm thick panels

Doors are built with 40mm thick interlocking panels and an aluminium hollow section frame that provides excellent strength, rigidity and resistance to corrosion.



The mitred door leaf frame and door frame are finished in a matching smooth finish for white, Trend and RAL coloured doors and a complimentary flat colour for Golden Oak (RAL8003), Rosewood (RAL8016), Night Oak (RAL8014) and Winchester (RAL8001) wood design finishes. (The door frame colour shade and surface lustre will show a variance from the panel finish as the base material and coating methods are different.)



Centre-Ribbed Horizontal - Woodgrain White



Centre-Ribbed Vertical - Woodgrain White



Standard-Rib Vertical - Woodgrain White



Standard-Rib Horizontal - Woodgrain White

SUPERIOR QUALITY

SIDE HINGED DOORS



Solid Horizontal - Woodgrain White



Solid Vertical - Woodgrain White



Georgian Vertical - Woodgrain Rosewood

**YOU IMAGINE IT**

**WE MAKE IT!**

**PANELS, WINDOWS**

**AND FINISHES**

**COMBINE TO**

**CREATE ALMOST**

**UNLIMITED CHOICE**



**Neat inside too**

The inside of the door is very presentable. There are no unsightly bracing just a wipe clean surface finished in a practical grey white stucco texture (RAL 9002).



Georgian Asymmetric Horizontal - Woodgrain Golden Oak

# Make the most of light

## Make the most of light

Scratch-resistant, 20mm double glazed, easy-clean windows in attractive designs allow natural light into your garage.

Each style is available with clear, frosted or satin glazing. The window units are fitted with a polyurethane frame that is coloured to match or compliment the panel colour of the door.



Solid Horizontal with Porthole Windows - Smooth



Solid Vertical - Woodgrain White, with Square Type 1 Windows



Cross Mullion



Multiple Mullion



Rectangle type 1



Rhombus Mullion




Rectangle type 2\*\*

\*\*Available on standard ribbed, Centre ribbed and solid profile doors only.




Rectangle type 3



Square Type 1



Square Type 2



Square Type 1 Stainless



Square Type 2 Stainless



Round Stainless



Solid Horizontal - Smooth TT 703 with Round Stainless Steel Window

# Installation dimensions side hinged doors

Performance features EN 13241-1 for Declaration of Performance see <http://www.teckentrupdepot.co.uk/downloads/pdf/Side%20Hinged-DOP.pdf>

Heat Insulation (DIN EN ISO 12428)	NPD
Air permeability (DIN EN 12426)	NPD
Resistance to wind load (DIN EN 12424)	Class 2
Resistance to water penetration (DIN EN 12425)	NPD
Fire behaviour (DIN EN 4102)	NPD


Teckentrup side hinged doors are manufactured to high standards and it is always our intention to market our products in an honest fashion. The above table is shown to illustrate that we make no performance claims that can be measured against the identified standards. Whilst our door panels have a rigid foam core, the hollow section frame and the attachment of hardware act as a thermal bridge between the inner and outer surface and, as such, we make no claims for insulating properties.



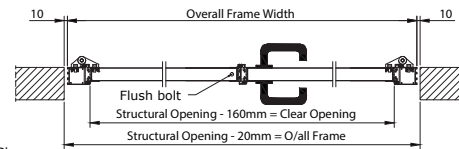
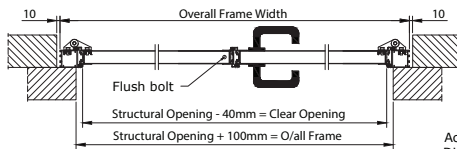

The section height and the height of the handle 'x' depend on the actual door height and construction of the door.

**Note:** The data is provided as a guide only as variances will occur with panel design.

### Installation behind the soffit, only inward opening

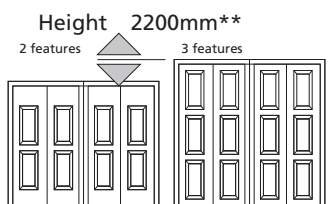
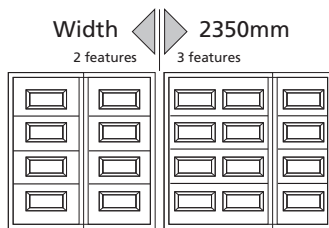


### Installation within the soffit, inward or outward opening



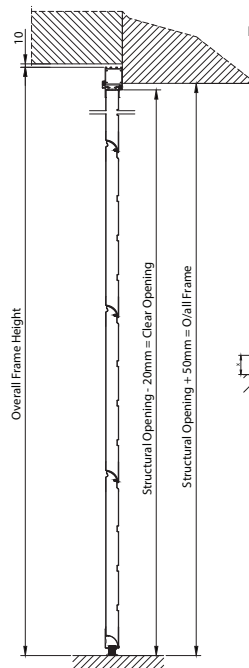
### Georgian Doors

Horizontal doors have 2 columns of features as standard arranged 1/2 - 1/2, changing to an asymmetric three columns at the width shown right. 1/2 - 1/2 vertical doors have 2 rows of features as standard changing to three at the height shown right.

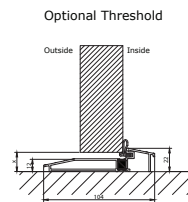


\*\*2250mm with windows

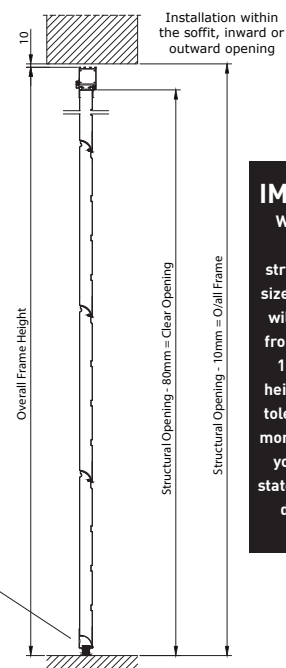
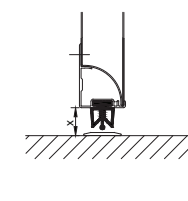
Minimum width Georgian single leaf 850mm, double leaf 1350mm



Installation behind the soffit, only inward opening



Standard Threshold



Installation within the soffit, inward or outward opening

### IMPORTANT

When doors are ordered as a structural opening size, Teckentrup UK will deduct 20mm from the width and 10mm from the height for coursing tolerance. If this is more tolerance than you wish, please state the over-frame dimension you require.

**Colour** The door frame colour shade and surface lustre will show a variance from the panel finish as the base material and coating methods are different. Where differing materials and process are adopted, such as side hinged GSW 40L garage doors, there may be some colour matching variations. Differing light conditions may further reduce or highlight this effect. The colours RAL9006 and 9007 pose particular problems when colour matching, more information is available via the sales office. **Please Note:** Where doors are exposed to direct sunlight dark colours should be avoided. Colours will be similar to the RAL references stated and colours shown in this brochure and are approximations only and limited by the printing process.

# The Complete Solution

Alternative or complimentary

## Side Hinged and Sectional Garage Doors

Side hinged doors are an alternative to sectional doors but can also compliment them with matching side access. Getting your lawn mower out of the garage? A side hinged door is perfect and, for ride on mowers, a pair of doors allows drive in access.

**For full details of the Teckentrup sectional garage door range, call 01925 924050 for a copy of our brochure or visit [www.teckentrupdepot.co.uk](http://www.teckentrupdepot.co.uk).**



## Outstanding products, British company

### Teckentrup UK

Teckentrup is based in Warrington and manufactures side hinged garage doors, personnel doors, sectional garage doors and steel hinged doorsets. It is part of a global network of companies that manufacture and distribute products from Teckentrup GmbH, based in Germany. Teckentrup UK is a British company, that takes German engineering excellence and adds British know-how to produce a unique range of high quality products!



Teckentrup UK Limited, Unit 7, 8 & 9, Gemini Trade Park,  
Europa Boulevard, Warrington WA5 7YF  
[www.teckentrupdepot.co.uk](http://www.teckentrupdepot.co.uk)

t: 01925 924 050 f: 08701 314 843  
e: [sales@teckentrup.co.uk](mailto:sales@teckentrup.co.uk)



March 2017. As ours is a policy of progressive design, we reserve the right to alter specification without prior notice. Errors and omissions excepted.