

Garage Door range guide



wessex
DOORS



Style, Quality & Great Value



SEPTEMBER 2019

Welcome



Pembroke (Wide Grain) automated door

Frensham (Wide Grain)

More like wood than wood!

Wessex uses the finest softwood timber masters to create moulds with enhanced grain and detailing that no exterior grade timber can match. The hand applied antiqueing completes the transformation into a door that looks just like wood but with the added benefit of minimal maintenance!

The Wessex Gloss White Range combines crisp, clean panel definition with traditional and exclusive styling designed to complement any home.





wessex
DOORS

Wessex Doors is Europe's largest manufacturer of low maintenance composite garage doors and a leading innovator in the field of garage door design. Their exceptional good looks and unique properties will enhance the look of any home.



All Wessex Doors products are CE marked and built within our audited ISO 9001 quality systems



BRITISH MADE
BRITISH OWNED

Composite - A Unique Material

Not only is composite tough, it is also excellent at resisting the ravages of the weather, even in coastal locations.

The corrosive effects of salt laden air can be easily seen in rusting gates, door hinges and garage doors. Composite eliminates corrosion and the benefits inland are just as convincing – minimal maintenance!

Composite is the material of choice for the sailing industry – look how many composite yachts are out there!

Make composite your choice for a new garage door...



Doric

Stylish Choices




wessex
DOORS

Composite up and over and side hinged garage doors are at the heart of the Wessex range.

Wessex also has an array of designs made from steel and timber and insulated aluminum and steel roller doors complete the range.

Windows add a further option to personalise a design to your taste, whilst automation is a great addition to open your door at the touch on the remote control.



Composite also available in side-hinged




See pages 6 to 11

Composite is an incredibly strong, dent resistant modern composite laminate with a better strength to weight ratio than steel. The door face is devoid of joints, seams, rivets or fastenings to detract from its good looks.



See pages 12 to 23

Steel Up and over doors are designed for a long and reliable life and are available with retractable or canopy lifting gear.



See page 19

Our "smartpass" up and over doors have a built in pass door - perfect for those times when you want access to your garage without a separate side door. It opens just like a normal up and over door when you need it and opens just like a side door when you don't!






See pages 24 to 31

Traditional side opening doors are brought right up to date with all round lip seals and secure locking.



See pages 32 to 33



Timber also available in side-hinged

If you love the look of real timber our cedar range is the perfect choice.



See pages 34 to 35



Powerful, classy, reliable

All up and over doors are ready for automation.

Automation



Wessex Sprint

Automation for retractable doors gives a quiet smooth remote opening of your garage door.

Up and over garage doors

COMPOSITE 3 CROWN



Composite garage doors are low maintenance.

Composite is an incredibly strong, dent resistant modern laminate with a better strength to weight ratio than steel. The door face is devoid of joints, seams, rivets or fastenings to detract from its good looks.

All doors are supplied fully finished, won't warp, shrink or rust and are virtually maintenance free. Doors are available in white gloss and woodgrain styles in up and over and side hinged designs - see pages 10-11.

Georgian





Optional Pre-Fitted Frames

All doors are available with the option of a pre-fitted steel frame* that provides simple installation and a stable platform for door operation.

*Double doors are supplied with frames as a knock-down kit.

Frames have an exterior powder coating available in white, brown or black. Please specify the colour required when ordering. Woodgrain doors are also available with a flat coloured frame that tones-in with the woodgrain shade of the door.




White

Black

Brown

Window Options



Stippled

Clear

Plain Black Mock Windows

Border Leading

Diamond Leading

Square Leading

Georgian doors are available with windows in mock black, stippled and clear with the option of border, diamond or square leading.



WHITE GLOSS



White gloss doors are just that! The high gloss finish just requires an occasional wipe over to keep it in pristine condition.



Doric



Wimborne



Hamble



Up and over garage doors

COMPOSITE 3 CROWN WOODGRAIN



Frensham (Wide Grain)



Ripon (Wide Grain)



Colour Options

Woodgrain doors are available in a selection of woodtones. Finishes are minimal maintenance and require just a wipe over with a damp cloth to keep clean.

Standard Woodgrain Colours



Solid Woodgrain Colours



Or any RAL colour!

Costal Woodgrain Colours



Avonbrook (Close Grain)



Canterbury (Wide Grain)



Pembroke (Wide Grain)




Lymmington with windows (Wide Grain)



Sherwood (Wide Grain)



York (Wide Grain)



Side hinged garage doors

COMPOSITE 3 CROWN

Canterbury (Wide Grain)



Georgian (Gloss white)



Majestic (Close Grain)



Lymington with windows



Lymington (Wide Grain)



York (Wide Grain)



Loxwood (Wide Grain)



Ripon (Wide Grain)



Sherwood (Wide Grain)



County (Close Grain)



Frensham (Wide Grain)



Please see previous page for colour options.

Side hinged doors are supplied on a robust steel chassis in a complementary colour. The back of the door is shown here.



2 CROWN RANGE

Up and Over Canopy Gear

Our budget range in two standard sizes and five alternative colours and white.

Doric (High Gloss)




Edge-to-edge composite to the front of the door and a galvanised steel chassis to the rear to add rigidity and fixing points for the canopy lifting gear.


Hamble (High Gloss)



Horizontal (Woodgrain)



Vertical (Woodgrain)



Side Hinged


Georgian (High Gloss)



Vertical (Woodgrain)



Colour Options



Up and over garage doors

STEEL



Steel Up & Over Garage doors are a timeless and reliable choice. Choose a style and colour and you have a strong and secure door that will look good for years to come with the minimum of effort.



Single doors up to 9'0" wide and 7'0" high are supplied with canopy lifting gear as standard.



Retractable lifting gear is available as an option on all door sizes up to 9'0" wide and 7'0" high and standard for all doors over this size.

Made to last



All doors feature a strong sub-chassis with bracing plates to ensure rigidity of the door panel.



Up and over doors feature simple but effective cable operated latches that are engaged and disengaged with the locking handle.



The internal lock handle.



Canopy gear is spring assisted and provides a simple and effective solution for doors up to 8'0" wide.



The inside face of our canopy doors showing the twin point lock latches and the high quality corrosion protected components.



Retractable doors run on smooth polymer rollers in suspended tracks and are perfect for remote control operation.



All Wessex Doors are CE marked and comply fully with current safety legislation. Canopy doors feature an anti-drop device in the unlikely event that a lifting cable should fail.



Lock handles

All up and over doors have a black lock handle as standard.

Security is solid and dependable. The attractive black handle sits easily in the hand and is lockable. Strong steel bracing ensures the door is a barrier to forced entry.



Chrome effect handle option



White handle option



Dorridge



Dorridge with windows



Twelve features give the Dorridge a lovely balanced appearance that is further enhanced with Stockton Cross windows. The Dorridge is also available with Plain and Waterford windows.

Plain

Waterford

Henley



The windows are mock glazing, the inside of the door is shown left.

Georgian



The nine feature panel Georgian design is an evergreen favourite.

Colour Options

Aside from the ever popular white, doors are also available in the classic low gloss solid colours shown.

| | | | | | | | | |
|---|---|---|---|---|---|--|---|---|
|  |  |  |  |  |  |  |  |  |
| White RAL9016 | Jet Black RAL9005 | Anthracite Grey RAL7016 | Traffic Grey RAL7042 | Window Grey RAL7040 | Light Grey RAL7035 | Light Blue RAL5012 | Signal Blue RAL5005 | Steel Blue RAL5011 |
|  |  |  |  |  |  |  |  |  |
| Fir Green RAL6009 | Moss Green RAL6005 | Chartwell Green BS 14 C 35 | Brown RAL8017 | Mahogany Brown RAL8016 | Clay Brown RAL8003 | Terracotta RAL8004 | Ruby Red RAL3003 | Ivory RAL1015 |

Up and over garage doors

STEEL



Alton



The Alton and Drayton add a relaxed, cottage feel to contemporary or traditional homes.

Drayton Vertical



Drayton Horizontal



Colour Options

Aside from the ever popular white, doors are also available in the classic low gloss solid colours shown.

| | | | | | | | | |
|---|---|---|---|---|--|---|---|---|
|  |  |  |  |  |  |  |  |  |
| White RAL9005 | Jet Black RAL9005 | Anthracite Grey RAL7016 | Traffic Grey RAL7042 | Window Grey RAL7040 | Light Grey RAL7035 | Light Blue RAL5012 | Signal Blue RAL5005 | Steel Blue RAL5011 |
|  |  |  |  |  |  |  |  |  |
| Mint Green RAL6013 | Moss Green RAL6005 | Chartwell Green BS381 235 | Brown RAL8017 | Mahogany Brown RAL8016 | Clay Brown RAL8003 | Terracotta RAL8004 | Ruby Red RAL3003 | Ivory RAL1015 |

Vertical Standard Rib



Horizontal Standard Rib



Vertical Medium Rib



Horizontal Medium Rib



Vertical Wide Rib



Horizontal Wide Rib



The classic horizontally and vertically ribbed door is brought up to date with a choice of rib profiles. The wider the rib the more contemporary the look.

Up and over garage doors

STEEL



Chester Vertical small rib with windows



Why not let the light in with our glazed doors? Window designs are all supplied with plastic Perspex with a choice of decorative inserts.

Colour Options

Aside from the ever popular white, doors are also available in the classic low gloss solid colours shown.



Horizontal wide rib with windows



Chester Horizontal medium rib with windows



Vertical wide rib with windows



Chester Vertical medium rib with windows



Chester horizontal small rib with windows



Up and over garage doors

STEEL



Hartshill



The windows are mock glazing, the inside of the door is shown left.

Colour Options

Aside from the ever popular white, doors are also available in the classic low gloss solid colours shown.

| | | | | | | | | |
|---|---|---|---|---|--|---|---|---|
|  |  |  |  |  |  |  |  |  |
| White RAL9016 | Jet Black RAL9005 | Anthracite Grey RAL7016 | Traffic Grey RAL7042 | Window Grey RAL7040 | Light Grey RAL7035 | Light Blue RAL5012 | Signal Blue RAL5005 | Steel Blue RAL5011 |
|  |  |  |  |  |  |  |  |  |
| Fir Green RAL6009 | Moss Green RAL6005 | Chartwell Green BS 14 C 35 | Brown RAL8017 | Mahogany Brown RAL8016 | Clay Brown RAL8003 | Terracotta RAL8004 | Ruby Red RAL3003 | Ivory RAL1015 |

"Smartpass"

Vertical with "SmartPass"



Smartpass in Anthracite Grey

The Vertical with a "Smartpass" access door built in - for those times when you just don't need to open the whole door - classic style, intelligent design! Available up to 8'0" wide.



The inner face of the Smartpass door.



Up and over garage doors

STEEL



Drayton Horizontal - Golden Oak




Woodgrain effect steel doors provide an attractive alternative to timber and are an excellent match for modern Upvc window finishes, with the same minimal maintenance requirement.

Drayton Vertical - Rosewood



Standard Rib Vertical - Golden Oak




Standard Rib Horizontal - Rosewood



Medium Rib Horizontal - Golden Oak



Medium Rib Vertical - Rosewood



Alton - Golden Oak



Colour Options



Golden Oak



Rosewood

Frames complement the door. Golden Oak frames are finished in Clay Brown (RAL 8003), Rosewood frames are finished in Mahogany Brown (RAL 8016).

Up and over garage doors

STEEL



The choice of colours for steel doors is extensive and all are factory coated to give a durable, lasting finish.

White - RAL9016



Jet Black - RAL9005



Anthracite Grey - RAL7016



Traffic Grey - RAL7042



Window Grey - RAL7040



Light Grey - RAL7035




Light Blue - RAL5012



Signal Blue - RAL5005



Steel Blue - RAL5011






Fir Green - RAL6009




Moss Green - RAL6005




Chartwell Green - BS 14 C 35




Brown - RAL8017




Mahogany Brown - RAL8016




Clay Brown - RAL8003



Terracotta - RAL8004



Ruby Red - RAL3003



Ivory - RAL1015



Side hinged garage doors

STEEL

Traditional side hinged doors are easy to operate and so simple. All our up and over styles are also available in side hinged configurations and also with matching personnel side entrance doors.

Steel Side hinged garage doors are available 50:50 up to 10'0" wide.

2/3:1/3 opening up to 9'0" wide.

Horizontal rib opening up to 8'0" wide.

Steel bracing gives side hinged doors a robust feel in every day use. The standard configuration shown above uses twin latches on the active leaf and shoot bolts on the inactive leaf. Hold-open stays and a threshold are available as an option.

Made to last



The internal lock handle.



Side hinged, personnel and smart pass doors employ high grade corrosion protected hinges for smooth operation and elimination of leaf "sag".



All doors feature a strong sub-chassis with bracing plates to ensure rigidity of the door panel.



Standard doors have top and bottom cable operated lock latches to the active leaf and shoot bolts to the inactive leaf for dependable security.



Georgian



Dorridge



Dorridge with windows



Henley with mock windows



The windows are mock glazing, the inside of the door is shown left.

Colour Options

Aside from the ever popular white, doors are also available in the classic low gloss solid colours shown.

| | | | | | | | | |
|---|---|---|---|---|---|--|---|---|
|  |  |  |  |  |  |  |  |  |
| White RAL9016 | Jet Black RAL9005 | Anthracite Grey RAL7016 | Traffic Grey RAL7042 | Window Grey RAL7040 | Light Grey RAL7035 | Light Blue RAL5012 | Signal Blue RAL5005 | Steel Blue RAL5011 |
|  |  |  |  |  |  |  |  |  |
| Fir Green RAL6009 | Moss Green RAL6005 | Chartwell Green BS 14 C 35 | Brown RAL8017 | Mahogany Brown RAL8016 | Clay Brown RAL8003 | Terracotta RAL8004 | Ruby Red RAL3003 | Ivory RAL1015 |

Side hinged garage doors

STEEL

Chester medium rib horizontal with windows



Let the light in with our glazed doors? Window designs are all supplied with plastic Perspex with a choice of decorative inserts.

Colour Options

Aside from the ever popular white, doors are also available in the classic low gloss solid colours shown.





Horizontal wide rib



Chester small rib horizontal with windows



Chester small rib vertical with windows



Chester medium rib vertical with windows



Vertical wide rib with windows



Side hinged garage doors

STEEL

Vertical Small Rib



Matching personnel doors share the same quality construction and ease of use.

Colour Options

Aside from the ever popular white, doors are also available in the classic low gloss solid colours shown.



Hartshill with mock windows



Hartshill windows are mock glazing, the inside of the door is shown above.

Alton



Vertical Medium Rib



Drayton vertical



Arley



Side hinged garage doors

STEEL

Horizontal Medium Rib




Horizontal Small Rib



Drayton horizontal



Horizontal Wide Rib shown in Anthracite Grey



Colour Options

Aside from the ever popular white, doors are also available in the classic low gloss solid colours shown.

| | | | | | | | | |
|---|---|---|---|---|--|---|---|---|
|  |  |  |  |  |  |  |  |  |
| White RAL9016 | Jet Black RAL9005 | Anthracite Grey RAL7016 | Traffic Grey RAL7042 | Window Grey RAL7040 | Light Grey RAL7035 | Light Blue RAL5012 | Signal Blue RAL5005 | Steel Blue RAL5011 |
|  |  |  |  |  |  |  |  |  |
| Fir Green RAL6009 | Moss Green RAL6005 | Chartwell Green BS 14 C 35 | Brown RAL8017 | Mahogany Brown RAL8016 | Clay Brown RAL8003 | Terracotta RAL8004 | Ruby Red RAL3003 | Ivory RAL1015 |



Drayton Vertical - Rosewood



Colour Options



Golden Oak*



Rosewood*

Alton Woodgrain



Drayton Horizontal - Golden Oak



Timber garage doors




Doors with these icons are also available as side hinged.



The natural beauty of timber shines through on our range of up and over doors. Benefiting from the same excellent opening mechanism, locking and strong steel chassis, these doors add a classic touch to any home.

If you are fitting doors side by side, let us know and we'll craft a pair finished to a similar shade - remember wood is a natural material and no two doors are alike!

Open For Infil



If you'd like to create your own design, we offer an open chassis into which you can fit your own panels up to a maximum weight of 7.5 kilograms per square metre.

Monarch (also available in horizontal)



Poplar Duraply timber

Monarch (also available in horizontal)



Poplar Duraply timber

The Monarch, has exceptional durable properties due to an innovative ply to ply treatment.

The Monarch is also a Marine Plywood substitute, with a great environmental story, 'Plantation Poplar Plywood modified to make it as durable as tropical marine plywood'.

The product range is available with either FSC® or PEFC certification.

Bamburgh (shown in Light Oak)



Cedar boards and mouldings

Fairbourne (shown in Light Oak)



Cedar boards and mouldings

Colour Options



Light Oak



Chestnut



Antique Oak



Mahogany




Ebony




Walnut

Doors are available basecoat treated ready for staining to a shade of your choice or fully finished in the colours left.

Highclere (shown in Light Oak) 





Cedar boards and mouldings

Meriden (shown in Basecoat) 




Tongue & groove cedar boards

Tewksbury (shown in Basecoat) 




Tongue & groove cedar boards

Ullswater (shown in Light Oak) 



Cedar faced ply and cedar mouldings

Sheringham (shown in Light Oak) 



Cedar boards and mouldings

Whitewell (shown in Light Oak) 



Cedar faced ply and cedar mouldings

Roller garage doors

INSULATED ALUMINIUM



The Wessex Roller 77 insulated roller garage door is an intelligent design solution creating a smart and stylish door that features vertical travel, insulation, all round weather protection and remote control operation as standard.

The most compact garage door type, the door rolls round a barrel above the door, using the minimum of space inside the garage. Indeed, when space is very tight, a compact version, the Wessex Roller 55 Compact, is available that requires just 205mm of headroom.

The aluminium lath is corrosion resistant and filled with a CFC free dense foam that provides insulation and strength. Laths are 77mm deep and interlock to form the door curtain. The compact version has 55mm deep lath to allow a tight roll, reducing the headroom requirement.



The aluminium side guide tracks that enclose the ends of the door curtain provide solid fixing points for the door and limit the passage of draughts around the curtain.

A Secured by Design certified version is also available.



















Inside the door is very neat and compact. The door has a wall mounted control unit with courtesy light and is shown with the full box option that fully encloses the door mechanism.



Colour Options

Doors are available in classic low gloss solid colours and woodgrain effects. *Denotes available on the Wessex Roller 55 Compact.

| | | | | | | | | |
|--|--|--|--|---|---|---|---|---|
|  White* RAL9016 |  Black* RAL9011 |  Anthracite Grey* RAL7016 |  Grey RAL7038 |  Cream RAL9001 |  Green Fir* RAL6009 |  Light Ivory RAL1015 |  Dark Blue RAL5011 |  Purple Red* RAL3004 |
|  Brown* RAL8014 |  Chartwell Green BS 14 C 35 | |  Golden Oak |  Rosewood | |  Golden Oak |  Mahogany |  Rosewood |

Painted Woodgrain Eggshell

Laminate Woodgrain Textured

STEEL



The Wessex Roller Steel rolls up vertically and does not swing out in front of the garage. You can park right up to the door and have more storage space in the roof of the garage.

The continuous curtain of a Wessex Roller Steel is very strong, yet flexible enough to coil around the door barrel. A neat smooth mid grey inner face is simple to keep clean and reflects light into the garage. Colourful, durable finishes really make this a versatile choice.

It's secure - the unique profile and aluminium bottom rail reinforce our the doors against intruder penetration. Strength of the door is matched with twin locking bars for a secure closure.



















Apart from admiring the finish of the door, you'll rarely notice your door, so effortless and light is the operation of the spring assisted door curtain.

The option of remote control allows the door to be opened or closed either by means of a compact hand transmitter or by a wall mounted control box in the garage. Either way, the door opens and closes smoothly and quietly.



Colour Options

Doors are available in leathergrain textured solid colours and wood effects.

| | | | | | | | | |
|--|---|---|---|---|---|--|---|---|
|  |  |  |  |  |  |  |  |  |
| White* BS00E55 | Black* BS00E53 | Honesty BS10C31 | Goosewing Grey BS10A05 | Merlin Grey BS18B25 | Navy Blue RAL5003 | Olive Green BS12B27 | Juniper Green BS12B29 | Burgundy BS04D45 |
|  |  |  |  |  |  |  |  |  |
| Poppy Red BS04E53 | Mushroom BS10B19 | Vandyke Brown BS08B29 | Ocean Blue BS18C39 | Anthracite RAL 7016 | Zincalume | Golden Oak Smooth | Rosewood Smooth | Mahogany Woodgrain |

Laminate Woodgrain

Product Guarantees

Wessex Doors manufactures products to the highest standards and your garage door only leaves our factory after a thorough quality and testing process.

In the unlikely event of a warranty claim, please contact your dealer that installed your garage door, and supply them details of the serial number on the side of the door. Your dealer will supply further details of your claim with proof of purchase, to the Warranty Department at Wessex Doors.

1. Warranty Period.

A warranty covering the safe and reliable operation of the Wessex Doors garage door for a period of 10 years from the date of purchase is given to the original purchaser.

The purchaser is given a 2 year warranty for all springs; tracks; rollers; and hinges for normal use, whereby normal use constitutes no more than 5 operations (open/close) per day. We recommend that they are inspected annually by a competent engineer. The warranty period for replacement parts is 6 months or for the remainder of the warranty period.

2. Requirements.

Warranty is valid in the country where the garage door was purchased.

The product must have been purchased through one of our authorised partners and a serial number and receipt of purchase provided.

The warranty only covers damage to the garage door.

3. Performance.

During the warranty period we will rectify defects to the Wessex product that can be proved to be material or manufacturing faults. At our discretion we will either exchange; repair; or reduce the price. We will not accept any costs for dismantling; installation; or delivery.

The warranty does not cover damage caused by:

- Improper transport and fitting.
- Repairs by non-qualified or non competent individuals.
- External influences such as fire, water, alkaline solutions, acid, bird droppings or abnormal atmospheric pollution.
- The use of non Wessex Doors parts without the approval of the manufacturer.

Additional Information:

- It is a fundamental condition of this guarantee that the product has been installed, maintained and serviced correctly and is used solely for the purpose for which it was designed.
- Incorrect installation, maintenance and service will invalidate this warranty.
- The door must be kept in a clean condition and free from impact damage.

Presented by:

September 2019



**WESSEX
DOORS**

Wessex Doors, Unit 19, The Fort Industrial Park,
Dunlop Way, Birmingham B35 7AR

Tel: 0121 749 3699

Fax: 0121 748 2677

e-mail: sales@wessexdoors.co.uk

web: www.wessexdoors.co.uk