



WESSEX

DOORS

*Garage Doors With
A Unique Quality*

**G.R.P. GARAGE DOOR
RANGE GUIDE**



Wessex Doors is Europe's largest manufacturer of low maintenance G.R.P. (Glass Reinforced Polyester) garage doors and a leading innovator in the field of garage door design.

Based in Verwood, Dorset, Wessex Doors manufacture a range of hand built and finished doors in strong durable G.R.P. with either luxury Gloss White or faithfully reproduced Woodgrain finishes.

Contents:

G.R.P. GARAGE DOORS	2
G.R.P. VIENNA SECTIONAL DOORS	4
UP & OVER OPERATING GEAR	8
G.R.P. UP & OVER WHITE GLOSS DOORS	10
G.R.P. UP & OVER WOODGRAIN DOORS	14
G.R.P. SIDE HINGED DOORS	20
AUTOMATION	22
OPTIONS	23
WARRANTY	24





Garage Doors with a Unique Quality

G.R.P is an incredibly strong, dent resistant modern composite laminate with a better strength to weight ratio than steel. The door face is devoid of joints, seams, rivets or fastenings to detract from its good looks. All doors are supplied fully finished, won't warp, shrink or rust and are virtually maintenance free.

Impact tested

We've all done it - misjudged our parking and nudged the garage door or had budding David Beckhams use the garage door as a target for that curving free kick...

With most garage doors the result is a permanent reminder - an unsightly dent. With a G.R.P. garage door the effect is more likely to be no effect at all!

Wessex G.R.P. doors have been tested in-house using similar methods to the European standard impact test for double glazed units. The tests easily demonstrated the unique resilience of a GRP garage doors to every day knocks and bumps - Ask your distributor to see the film of the tests for yourself!

Such strength does not come at the expense of style - the high gloss white and Woodgrain finishes are matchless for their good looks.

The Wessex Gloss White Range combines crisp, clean panel definition with traditional and exclusive styling designed to complement any home. The Wessex Woodgrain Range offers the benefit of a beautiful timber grained door without the time consuming upkeep timber doors usually require.

A style for every home

Combine the choice of build qualities with a selection of Gloss White or Woodgrain woodtones, a wealth of window options and you will discover that matching the right Wessex G.R.P. door to your home has never been easier.

For details of additional ranges available from Wessex Doors please visit www.wessexdoors.co.uk.



Impact tested for strength



No more rust!

Beside The Seaside!

Not only is G.R.P. tough, it is also excellent at resisting the ravages of the weather, even in coastal locations.

The corrosive effects of salt laden air can be easily seen in rusting gates, door hinges and garage doors. G.R.P. eliminates corrosion and the benefits inland are just as convincing – minimal maintenance!

G.R.P. is the material of choice for the sailing industry – look how many GRP yachts are out there! Make G.R.P. your choice for a new garage door...



**WESSEX
DOORS**



VIENNA SECTIONAL DOOR





VERTICAL OPENING -
Saves space in your garage and on your driveway



SAFE -
Anti finger-trap panel joints



DURABLE -
Low maintenance finish and all round weather seal



CONVENIENT-
Park right up to the door – outside and inside

Vienna G.R.P. garage doors are quite simply the best sectional garage doors that you can buy. G.R.P. has a better strength to weight ratio than steel, is a natural insulating material, it won't warp, shrink or rust and is virtually maintenance free.

Vienna G.R.P. Doors

A modern composite laminate, G.R.P. is a versatile and well proven construction material that has been in use for over 50 years in a huge variety of applications, from boatbuilding, to motor vehicles, to building materials.

G.R.P. can be moulded in smooth gloss finishes or with a stunningly life like Woodgrain finish, using moulds taken from a real high quality solid timber door to give an authentic and faithful finish to your garage door that will even deceive the experts.

Combine these qualities with the benefits of a sectional door operating system and you produce the Vienna range, the most user friendly, attractive and long lasting garage doors available anywhere.

Sectional Door Gear

Sectional operating gear is fitted as standard on the Vienna. This provides the convenience of all round weather sealing, vertical lift operation (so you can park right up to the door), maximisation of door width, height and ease of remote control operation.

In operation, doors rise vertically with smooth spring assistance and each 'section' articulates and pivots in turn to run along horizontal tracks back into the garage.

Installation

Fitting of the Wessex sectional door range is straightforward and quick. Doors can either be fitted behind an existing timber frame, between the reveal, or alternatively to maximise opening width and height, can be fitted directly to the brickwork behind the reveal, adding up to an extra 6 inches to the overall drive-through clearance.

Sizes

The Vienna range is suitable for garages with opening widths from 6'10" to 16'0" (2083mm to 4877mm) and opening heights 6'6" to 7'6" (1981mm to 2286mm). With a full range of made-to-measure sizes available, the Vienna is perfect for almost any garage opening.



VIENNA SECTIONAL DOOR



The Vienna Sectional Garage Door is hand laminated in G.R.P with a three layer resin and glassfibre mat construction, providing impressive strength and rigidity to the door panel. Corrosion protected steel reinforcing is bonded to the panel for extra strengthening and attachment of the operating gear. The Vienna's double skin construction is achieved with a white G.R.P. panel bonded to the rear of the door which conceals the strengthening structure behind the face of the door and gives a neat, light reflecting finish*.

Vienna Sectional Door

The door is constructed from four separate sections which have an integral anti finger-trap design to help prevent accidents when operating the door manually.

Vienna doors are designed for the easy installation of remote control electric operation and are available in single and double sizes in either a crisp Gloss White finish or a choice of authentic, deep grained, Woodgrain colour finishes. Windows are also available for the Vienna in black mock glazing as an option.

VIENNA G.R.P. CROSS-SECTION

Steel Stiffeners
G.R.P. Glass fibre gives strength and durability
Resin binds fibre mat in place
Textured Backing Panel
GEL coat exterior finish & texture



The reverse side of the Vienna features clean lines in a light reflecting flat white finish**



Vienna 40

The Vienna 40 has all the good looks and operating characteristics of the standard Vienna range, but features a fully insulated double skinned insulated construction, which makes it the ultimate sectional garage door.

Integral to the Vienna 40 is a flat white G.R.P. panel bonded to the rear of the door*. This conceals not only the strengthening structure behind the face of the door, but also a 40 mm thick layer of foam insulation, giving the door the highest level of thermal insulation of any garage door available in the U.K.

The rear of the door is finished in white to provide better light reflection, helping improve brightness levels inside the garage, and features a practical wipe clean surface that is straightforward to maintain and keep looking good.

The foam insulation injected into the panel imparts excellent insulation and sound deadening qualities to the Vienna 40 door – particularly important where a garage is used for other home activities than parking a car.

The double skinned box construction of each door section makes them superbly strong and rigid, increasing the resistance to forced entry by attempted break-in through the door panel.

As with the standard Vienna, Vienna 40 doors are available in both single and double sizes and in either a crisp Gloss White finish or a choice of authentic Woodgrain colour finishes. Black mock glazing is available as an option on the Vienna 40 door.

VIENNA 40 G.R.P. CROSS-SECTION

Steel Stiffeners

Foam Thermal Insulation

G.R.P. Glass fibre gives strength and durability

Resin binds fibre mat in place

Textured Backing Panel

GEL coat exterior finish & texture



The Vienna 40 features a flat white G.R.P. panel bonded to the rear of the door



Automation

Vienna DC & Vienna 40 DC

Sectional gear is ideally suited to the installation of remote control electric operation, adding convenience, safety and security. This can be further enhanced with options such as the addition of secure key code entry, automatic floodlight illumination of the drive and an opening switch inside the home entrance. Multiple button transmitters enable more than one remote controlled garage door, as well as entrance gates and other security devices to be operated from a single transmitter.

Wessex DC electric operators are compatible** with HomeLink – integrated remote control systems, built into your car's interior.



* Doors over 4420mm (14'6") have additional white powder coated bracing attached to the rear of the panels.

** An alternative receiver module may be required dependent upon which version of Homelink you have.



CONSTRUCTION AND LIFTING GEAR



Up & Over G.R.P. Garage Door Specification

A build quality suitable for all budgets

All Doors are available in 3 and 4 Crown build qualities, with a number also available with 5 Crown specification (see individual doors styles for confirmation)

3 Crown

Garage doors in standard and made to measure sizes, built with an integral steel frame bonded over to provide added strength and rigidity.

4 Crown

Garage doors in standard and made to measure sizes, feature double skin construction with internal steel reinforcing. The flat backing conceals all bracings for a very neat interior finish in light reflecting white. Doors over 10' wide feature external white powder coated steel horizontal stiffeners to the rear of the panel for increased rigidity. Due to the double wall construction of these doors, no translucent window options are available.

5 Crown

Garage doors in standard and made to measure sizes, with an integral steel frame encapsulated in insulating foam within a flat textured G.R.P. panel bonded to the rear of the door. This provides supreme rigidity and an attractive backing. Available with Retractable gear only. Due to the foam filled double wall construction of these doors, no translucent window options are available. 5 Crown is not available for doors over 3048mm (10'0") wide and 2134mm (7'0") high.

3 CROWN INTERIOR FACE



4 & 5 CROWN INTERIOR FACE



Up & Over Lifting Gear



Canopy gear



Maximizer retractable gear

Doors also feature a choice of Canopy or Maximizer retractable lifting gear for doors up to 2438mm (8'0") wide and retractable lifting gear for all double doors (over 2438mm (8'0") wide). Apart from being extremely robust, Maximizer's cranked lifting arms give full drive-through width at wing mirror height for most saloon cars. The further option of a steel or G.R.P. frame for ease of fitting also provides the complete 'low maintenance' solution.



Key To Symbols:



Standard
Sizes Only



Made to
Measure



Optional
Glazing



5 Crown
Available



Available over
2134mm high



Double doors are
available where shown

G.R.P. UP & OVER WHITE GLOSS



Designed to Complement Any Home

Our popular range of brilliant White High Gloss G.R.P. doors is designed to complement any home. With a variety of traditional and exclusive designs made solely to order, each door is hand-built and specified to your requirements.

The low maintenance surface has no unsightly seams, welds or joints to detract from carefully crafted styling. A wide range of options allow you to refine your door choice to enhance your house style.



White gloss panel detail

Individual White Gloss styles are available in a choice of three build qualities; 3, 4 or 5 Crown, all fitted with security locking as standard and ready for optional electric operation.

- Brilliant White Gloss finish
- Custom sizes available up to 16'0" (4877mm) wide and 8'0" (2438mm) high
- The widest range of designs available
- Choice of clear or stippled translucent (3 Crown only) or black opaque (3,4 & 5 Crown) window options
- 'Wipe-clean' low maintenance surface
- Choice of three build qualities and two gear options
- All Wessex G.R.P. doors are available with an optional primed or fully finished steel or G.R.P. frame. Please see page 23
- Wessex White Gloss G.R.P. doors are supplied with multi-point latching operated by a security lock as standard
- The rear panel on all 4 & 5 Crown doors has a flat white finish
- G.R.P. doors are suitable for use with remote control electric openers



S-S



Cheltenham



Emsworth



M-M



Edwardian



Key To Symbols:



Standard
Sizes Only



Made to
Measure



Optional
Glazing



5 Crown
Available



Available over
2134mm high



Double doors are
available where shown

G.R.P. UP & OVER WHITE GLOSS





M-M



7+

Georgian Tall



M-M



Newbury



M-M



Georgian



S-S



Southwood



S-S



Hamble



M-M



Wimborne



Key To Symbols:



Standard Sizes Only



Made to Measure



Optional Glazing



5 Crown Available



Available over 2134mm high



Double doors are available where shown

G.R.P. UP & OVER WOODGRAIN

Replicate the Beauty and Ageless Appeal of Real Timber

Wessex has an extensive choice of standard colour finishes, designed to blend with your existing home colour scheme. Another feature of the G.R.P. Woodgrain Range is that the back of all doors, regardless of Crown rating, is finished in white to provide as much reflected light in the garage as possible.



Woodgrain panel detail

- Natural looking low maintenance Woodgrain finish
- Custom sizes available up to 16'0" (4877mm) wide and 8'0" (2438mm) high
- Wide or close grain effect offered dependent on style
- Choice of clear or stippled translucent (3 Crown only) or black opaque window options (3,4 & 5 Crown)
- 'Wipe-clean' low maintenance surface
- Wessex G.R.P. doors are supplied with multi-point latching operated by a security lock as standard
- Wessex Woodgrain doors can be manufactured in blue, green or red colour finishes as an option. Please refer to our Price List for costs and availability
- The rear panel on all 4 & 5 Crown doors has a flat white finish
- G.R.P. doors are suitable for use with remote control electric openers
- All Wessex G.R.P. doors are available with an optional primed or fully finished steel or G.R.P. frame. Please see page 23

G.R.P. Woodgrain Colour Options



Please note due to photographic and printing processes and the hand-made nature of the product actual door colours may vary from those shown above.

- The Woodgrain colour finish is hand applied to replicate the beauty of real timber. As with real timber, there will be some colour variation over the face of the door and between doors
- Where two Woodgrain doors of the same colour are to be fitted close together, please let us know so that colour variation can be minimised





M-M



Avonbrook



M-M



7+

Blenheim



M-M



7+

Boston



M-M



Canterbury



M-M



7+

Compton



M-M

County



Key To Symbols:



Standard
Sizes Only



Made to
Measure



Optional
Glazing



5 Crown
Available



Available over
2134mm high



Double doors are
available where shown

G.R.P. UP & OVER WOODGRAIN





M-M



7+

Elstead



M-M



Frensham



M-M



Gothic



S-S



Majestic



M-M



Pembroke



M-M

7+

Pembroke Tall



Key To Symbols:



Standard
Sizes Only



Made to
Measure



Optional
Glazing



5 Crown
Available



Available over
2134mm high



Double doors are
available where shown

G.R.P. UP & OVER WOODGRAIN





Purbeck



Sherborne



Sherwood



Tudor



Warwick



York



Key To Symbols:



Standard Sizes Only



Made to Measure



Optional Glazing




5 Crown Available



Available over 2134mm high

G.R.P. SIDE HINGED DOORS



Ask for our side hinged range guide!



Side Hinged Doors

This showcase of Wessex's new side hinged range illustrates the extended spectrum of choice whether you are replacing an existing door or looking to add the convenience of side hinged opening to your garage. Centre opening or 1/3 / 2/3 opening designs further extend the flexibility of this range.

Suitable for garages that are in frequent pedestrian use, side hinged doors are also ideal for locations where obstructions are present within the garage, preventing the installation of Up & Over, sectional or roller doors

A build quality suitable for all budgets

All Doors are available in Classic or Exclusive build qualities. Doors are supplied to open outward with the lock on the right when viewed from the outside. Left hand opening is available as an option. All doors are finished in white to the internal face for maximum light reflection within the garage.



CLASSIC (LEFT)
EXCLUSIVE (RIGHT)
INTERIOR FACE

Classic - Built with a bonded steel frame to provide added strength and rigidity. Doors feature an all round protective edge profile in a solid colour complementary to the selected door finish. Doors are supplied pre-framed as standard with door stays, draft strips to all three sides and a brush strip to the bottom edge.



ALL-ROUND
PROTECTIVE
EDGING STRIP

Exclusive - Feature double skin construction with internal steel reinforcing. The flat backing conceals all bracings for a very neat interior finish in light reflecting white. Doors feature an all-round protective edge profile in a solid colour complementary to the selected door finish. Due to the double wall construction of these doors, no translucent window options are available. Doors are supplied pre-framed as standard with door stays, draft strips to all three sides and a brush strip to the bottom edge.

Just a few of the styles are featured here - for full details of the side hinged range request our side hinged range guide or visit www.wessexdoors.co.uk.



Rushmoor



Boston 2/3:1/3



EXCLUSIVE LOCKING
The back of an Exclusive build door showing the locking arrangement with details above of: Brass effect finger pull and Eurolock night latch with triple throw deadlock and twin vertical locking rods for three point security to the active leaf.



4 Pairs of Dogbolt hinges fitted to all doors



Top and bottom shoot bolts to inactive leaf



CLASSIC LOCKING
Brass effect night latch with white lock body.



Door stays supplied as standard with all doors (Exclusive door build shown)



AUTOMATION



Automatic Door Openers

All Wessex garage doors are ready for the installation of a Wessex electric opener thereby providing the major benefits of convenience, security and effortless operation.

Wessex canopy doors up to 2438mm wide x 2134mm high (8'0" x 7'0") can be fitted with the Autoglide dedicated canopy door opener*. Autoglide is the only garage door opener specifically designed to operate safely and effectively on canopy doors.

Wessex retractable doors and Vienna sectional doors can be fitted with one of our "state of the art" DC operators. The DC-650NIII super quiet toothed cable drive operator is suitable for most door sizes, alternatively the more powerful DC-800NIII is available for our larger doors. Both incorporate the latest microchip technology, LED status and diagnostics, very simple 3-step set-up procedure plus a comprehensive list of safety and security features. Traditional chain drive or the "whisper quiet" Kevlar belt drive options are available which is particularly suited to integral garages.

Our entry level opener, the DC-550NIII is equipped with all the safety features of the DC-650/800NIII operators and is suitable for smaller door sizes.

To complement the standard electric opener packages Wessex also offer a dedicated range of options and accessories to add extra convenience and extra security to satisfy your individual requirements. Once you have installed an opener you'll never want to be without one.

Autoglide

This very safe and secure DC operator is purpose built for use with overhead (canopy) doors and features the ultra secure Wessex Smart Entry System. There is no need for bow-arm conversion and the door's latching system is retained for extra security. Autoglide is suitable for overhead (canopy) doors up to 2438mm wide by 2134mm high (8'0" x 7'0") on Safelift gear.

*Note: If the Autoglide system is fitted to a G.R.P. overhead (canopy) garage door, an alternative spindle is required.



DC-650NIII

Smooth DC motor featuring 'soft start-soft stop' for improved safety and quieter closing. Also features Smart Entry System automated force setting. Patented Reference Point Technology means the opener always knows the precise position of the door and constantly measures and monitors forces for ultimate safety and sensitivity. The operator not only monitors itself, the Doorsafe monitoring feature constantly measures the door's performance and activates the safety systems should the door begin to operate outside the force safety envelope. Energy saving circuitry reduces running costs. Anti-thief backdrive feature gives further protection against unauthorised entry. The DC-650NIII operator is suitable for Wessex 3 and 4 Crown doors and Vienna sectional doors up to 4267mm wide x 2286mm high (14'0" x 7'6") or 3658mm wide x 2438mm high (12'0" x 8'0") and 5 Crown doors up to 3048mm wide x 2134mm high (10'0" x 7'0").

 HomeLink compatible



The new toothed cable drive is exceptionally quiet.

DC-800NIII

The DC800-NIII shares all the features of the DC650-NIII but has a more powerful motor. It also allows an intermediate close position to be programmed and an adjustable interval for the courtesy light. This operator is suitable for all retractable doors but is recommended for Wessex 3 and 4 Crown doors and Vienna sectional doors over 4267mm wide x 2134mm high (14'0" x 7'0") or 3658mm wide x 2438mm high (12'0" x 8'0") and all 5 Crown doors.

 HomeLink compatible

DC-550NIII

The DC550-NIII is our entry level operator. This operator is suitable for Wessex 3 and 4 Crown and Vienna sectional doors up to 4267mm wide x 2134mm high (14'0" x 7'0")

 HomeLink compatible



OPTIONS & SPECIFICATIONS

Frames (Optional)

Steel Frames Up and Over Doors

Canopy door frame uprights are 54mm wide as standard, with 68mm wide available as an option (please specify with order) and the head is 68mm high. Maxi-mizer Retractable door frame uprights are 68mm wide as standard and the head is 68mm high. Frames supplied have an exterior Plastisol coating available in white, brown, black or a laminate coating in Rosewood and Golden Oak. Please specify the colour required when ordering. Frames are pre-fitted to canopy doors up to 8'0" x 7'0" and retractable doors up to 8'0" x 7'6" (7'6" x 7'0" for 5 Crown doors). Frames for double doors are supplied as knock down kits for assembly on site.



White Black Brown Golden Oak Rosewood

Woodgrain Golden Oak and Rosewood are polymer laminates and provide a reasonable match to Honey Beech and Dark Mahogany respectively. Please request a sample for confirmation.

UPVC Foil Frames

These frames are constructed from UPVC extrusions with a solid kiln dried softwood core. They feature mitred corners and a recessed fixing strip and cover for ultra- neat installation. Supplied in three sections, these frames are 70mm x 70mm (2.3/4" x 2.3/4") for doors up to 4877mm x 2438mm (16'0" wide x 8'0" high). Frame sections are not pre-fitted and are supplied loose for fitment to any door. They are available in white, Woodgrain Golden Oak and Rosewood (a reasonable match to Honey Beech and Dark Mahogany respectively). Please request a sample for confirmation.



G.R.P. Frame Sections

Supplied in three sections, these frames are in two sizes 70mm x 70mm or 95mm x 70mm (2.3/4" x 2.3/4" or 3.3/4" x 2.3/4") for doors up to 4877mm x 2438mm (16'0" wide x 8'0" high). Frames are available in Gloss White or Woodgrain finish in standard colours. Frame sections are not pre-fitted and are supplied loose for fitment to any door.

Facias

Finished G.R.P. sections designed to match your G.R.P. door for filling in above or beside the opening. Facias are available in Gloss White or Woodgrain finish in standard colours in widths between 50mm to 305mm (2" to 12"). Minimum length is 1829mm (6'0"). NB. Minimum length. Lengths over 3048mm (10'0") will be supplied in two sections.

Uprights Only (pairs)

Uprights are available in two sizes 70mm x 70mm or 95mm x 70mm (2.3/4" x 2.3/4" or 3.3/4" x 2.3/4") for doors up to 2438mm (8'0") high. Uprights are available in Gloss White or Woodgrain finish in standard colours. Uprights are not pre-fitted and are supplied loose for fitment to any door.

Security

All Up and over doors feature triple-point lock latches activated by an attractive choice of handles.



Black Euro style lock (Standard)




Brass Effect Euro style lock (Optional)

Windows

(Optional ON STYLES MARKED WITH )

Plain Black



Stippled



Clear

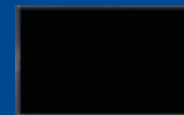


Please note black windows are opaque and cannot be seen through.

Square Leading



Border Leading



Diamond Leading



Leading options for plain black, stippled or clear.

Please note: Clear and stippled translucent windows are available as options on 3 Crown doors only.

General Information

Handle Positions

These will vary between canopy and retractable doors of the same style and between doors of different heights of the same style with the same gear.

Glazed G.R.P. Doors

All window design doors are fitted with standard black opaque windows, which cannot be seen through. Clear and stippled translucent windows are available as options on 3 Crown doors only.

End Stiles

Width of end stiles will vary between doors of the same style of different widths.

Photography

All main door images in this publication are of 7'0" x 7'0" (2134mm x 2134mm) sized single doors.

Colours

Colours shown in this publication are for guidance only. For accurate colours please request to see a current sample.

Translucency

Translucency of the door panel may vary when viewed from the inside on a bright day due to variations in laminate thickness. This does not represent a manufacturing defect and overall performance is not affected.



CI/SfB			
127	(31.56)	X	

PRODUCT WARRANTY – WESSEX GARAGE DOORS LTD. (WESSEX)

PRODUCT GUARANTEES

Subject to conditions set out below;

- (a) Wessex garage doors are guaranteed against any form of manufacturing defect for a period of 2 years from the date of original purchase.
- (b) Wessex Garage Doors Limited also guarantee that its garage doors will operate safely and reliably for a period of 10 years from original installation.
- (c) Wessex electric operators are guaranteed against any form of manufacturing defect for a period of 5 years for mechanical elements, motors and transformers and for a period of 2 years for other electronic and radio equipment.
- (d) The Exterior finish is guaranteed to provide an effective weatherproof membrane which will resist perforation of the substrate from the weather side due to corrosion for the periods indicated below.

10 years - GRP
- (e) Colour change or fade to the exterior surface will be limited and uniform for a period of 2 years.

CONDITIONS

1. During the comprehensive 2 year guarantee period Wessex Garage Doors Limited undertake to repair or replace (at its discretion), and without charge, products or components which have suffered any form of manufacturing defect. Claims must be notified within 3 days from the date of delivery or within a reasonable time after discovery of any defect.
2. Products covered by these guarantees must have been purchased through an authorised Wessex garage door distributor or as original equipment attached to a newly built dwelling.
3. The warranties shall apply for normal use only. Normal use constitutes no more than 5 operations (open/close cycles) per day.
4. The warranties offered attach to the Wessex product only and no consequential damages will apply no matter how caused.
5. No liability will be accepted as a result of normal wear and tear, incorrect storage, incorrect handling, faulty installation, incorrect use or wilful damage.
6. Claims under this guarantee must be made through the original supplier and accompanied by relevant documentation indicating the date of purchase (e.g. receipt).
7. Wessex Garage Doors Limited maximum liability shall be the original purchase price inclusive of Value Added Tax at the rate prevailing when supplied.
8. Any product which is the subject of a claim:
 - i) must have been correctly installed in accordance with the installation instructions supplied and thereafter properly maintained by a suitably experienced engineer on a regular basis as set out in the Maintenance and Operating Instructions provided with every door. (Additional copies of these instructions are available by calling 01202 825451). We recommend that regular maintenance is provided by a suitably experienced engineer. See your Yellow Pages for your local Wessex Garage Door or AGDS specialist.
 - ii) must have the manufacturers reference number still intact (found on the barcode label on the door)
 - iii) must not have been modified in any way.
9. Claims will not be accepted where the cause is due to:
 - i) impact or mechanical damage suffered during or following installation, e.g scratches, indentations, tears, scuffs or other surface abrasion.
 - ii) damage or discolouration caused by contact with any form of caustic, abrasive or corrosive substance, fumes, bird droppings, fire, smoke, floodwater, salts, acids, or from exposure to abnormal atmospheric pollution.
10. This guarantee excludes normal wear and tear on items such as cones, cables, spindles, lock cylinders, hinges or springs.
11. Only Wessex original spare parts must be used when required. The use of non-Wessex parts shall invalidate this guarantee. Warranty period for replacement parts is 6 months or the balance of the original warranty period if greater.

12. The Exterior Finish Guarantee applies only to the weatherside surface and where more than 5% of the surface area of the door is affected. Surfaces must be freely exposed to washing by rainfall and kept clear of accumulated dirt and debris and given equal exposure to local environmental conditions and consistent natural lighting conditions across the face of the door. Special attention is drawn to Clause (9) (i).
13. The guarantee period for electric operators excludes batteries, fuses and light bulbs.
14. Parts replaced free of charge become the property of Wessex Garage Doors Limited.
15. Attempted repairs by non-qualified individuals shall invalidate this guarantee.
16. The specific terms of this guarantee shall only apply to products purchased on or after April 2008 within the UK and Eire.
17. Wessex garage doors and associated products are sold subject to the Wessex Garage Doors Limited Standard Terms and Conditions of Sale, copies of which are available upon request. Wessex Garage Doors Limited shall not be liable as a result of any representation, implied warranty or other term or condition or for any consequential loss or damage, costs, expenses or other claims whatsoever except as expressly set out in these Terms and Conditions of Sale.

General Advice

Door Cleaning

Periodically clean the door panel using warm water and a soft cloth or sponge. Allow to dry naturally. Never use detergent, abrasive, caustic or solvent based cleaners as they may damage the door surface. Bird droppings should be removed immediately as these can be particularly caustic.

Customer Maintenance

Moving parts should be lubricated regularly to ensure smooth operation. Every six months visually inspect all wear items (including cables) for signs of wear. If wear is detected we recommend you contact your local Wessex approved service engineer to arrange for a replacement. Garage door springs are under extreme tension and should only be repaired or replaced by a suitably qualified engineer.

Other performance issues affecting Wessex. garage doors are:

Wessex G.R.P doors are individually handcrafted products manufactured to specific customer order. Due to the nature of the product and the hand finishing processes used they may occasionally display small blemishes which do not detract from the overall appearance of the product. These are regarded as being within manufacturers tolerance when such blemishes are not visible to the naked eye when viewed from a distance of three metres. Similarly, Woodgrain effect products will, like the natural material, display colour variations across their surface and colour will vary from door to door. Ordering doors to match helps reduce the variation but will not eradicate it entirely.

Translucency of the door panel may vary when viewed from the inside on a bright day due to variations in laminate thickness. This does not represent a manufacturing defect and overall performance is not affected.

Size and Deflection - the natural curing process does not affect the ultimate product size and a tolerance of ± 6 mm on both height and width is deemed acceptable. Up and over doors in the 'open' position will display a level of vertical deflection or 'sag' across the width of the panel and up to 6mm per linear metre is within design tolerance.

These terms and conditions do not affect your statutory rights.

Presented by:



**WESSEX
DOORS**

WESSEX GARAGE DOORS LTD
EBBLAKE INDUSTRIAL ESTATE, VERWOOD,
DORSET, BH31 6AZ
TELEPHONE: 01202 825451 FAX: 01202 823242
EMAIL: sales@wessexdoors.co.uk

Please Note:

- As Wessex Garage Doors' policy is one of continuous improvement, we reserve the right to change the specification or withdraw any products without prior notice.
- All details are correct at time of going to press. E & OE.

Date: September 2008 Issue 1

www.wessexdoors.co.uk

also see...

www.grpsectionalgaragedoors.co.uk