



# Garage Doors



**CE** **ISO 9001**

All Fort Doors products are CE marked and built within our audited ISO 9001 quality systems



# Welcome to the fort Doors range guide



## Georgian style



Fort Doors garage doors are all about great products at everyday pricing. Built to last and packed with features that make them a pleasure to use, Fort Doors garage doors are exceptional for their good value and striking good looks. Our 2013 brochure showcases the newly launched range of doors that are sure to make an impact. CE marked and manufactured under our ISO 9001 quality systems, you can be sure of safety, reliability and quality.



Retractable lifting gear is supplied as standard on all doors.



Single doors up to 9'0" wide and 7'0" high are available with the option of canopy lifting gear.





Steel Up and over doors are designed for a long and reliable life and are available with retractable or canopy lifting gear. See page 4 and 5.



Our "smartpass" up and over doors have a built in pass door - perfect for those times when you want access to your garage without a separate side door. It opens just like a normal up and over door when you need it and opens just like a side door when you don't! See page 7.



Looking for a little Ekstra style? Choose the option of decorative stainless steel decals to add a contemporary touch see pages 8 and 9.



If you love the look of real timber our cedar range is the perfect choice - see page 10 and 11 for the full range.



GRP is an incredibly strong, dent resistant modern composite laminate with a better strength to weight ratio than steel. The door face is devoid of joints, seams, rivets or fastenings to detract from its good looks. See pages 12 and 13.



Traditional side opening doors are brought right up to date with all round lip seals and secure locking. See pages 14 and 15.



All up and over doors are ready for automation.



# Up and Over garage doors - Steel Styles

Steel Up & Over Garage doors are a timeless and reliable choice. Choose a style and colour and you have a strong and secure door that will look good for years to come with the minimum of effort.

Doors are supplied with retractable gear as standard and also have the option of canopy gear (up to 9'0" wide max).



Security is solid and dependable. The attractive black handle sits easily in the hand and is lockable. Strong steel bracing ensures the door is a barrier to forced entry.













## Georgian



The elegant proportions of a Georgian style panel are at their very best in this timeless design classic. (Not available in Smartpass)



## Colour Options

- |                                                                                                                   |                                                                                                               |                                                                                                                  |
|-------------------------------------------------------------------------------------------------------------------|---------------------------------------------------------------------------------------------------------------|------------------------------------------------------------------------------------------------------------------|
| <br>White<br>RAL9016           | <br>Brown<br>RAL8017       | <br>Terracotta<br>RAL8004   |
| <br>Anthracite Grey<br>RAL7016 | <br>Window Grey<br>RAL7040 | <br>Traffic Grey<br>RAL7042 |
| <br>Light Blue<br>RAL5012      | <br>Signal Blue<br>RAL5005 | <br>Moss Green<br>RAL6005   |
| <br>Steel Blue<br>RAL5011      | <br>Jet Black<br>RAL9005   | <br>Ruby Red<br>RAL3003     |

Aside from the ever popular white, doors are also available in the classic low gloss solid colours shown.

Every door is factory finished for excellent corrosion resistance.



Canopy gear is spring assisted and provides a simple and effective solution for doors up to 9'0" wide.

Doors are shown with matching frames that are available as an option

Vertical Narrow Rib



Horizontal Narrow Rib



Vertical Medium Rib



Horizontal Medium Rib



Vertical Wide Rib



Horizontal Wide Rib



Clean vertical lines give the Vertical a contemporary look. Available in side opening, "Smartpass" and personnel versions.

The classic horizontally ribbed door is brought up to date with a choice of rib profiles. The wider the rib the more contemporary the look.



# Up and Over garage doors - Steel Styles

Doors are shown with matching frames that are available as an option


Woodgrain effect steel doors provide an attractive alternative to timber and are an excellent match for modern Upvc window finishes, with the same minimal maintenance requirement.

Retractable doors run on smooth polymer rollers in suspended tracks and are perfect for remote control operation.

All Fort Doors are CE marked and comply fully with current safety legislation. Canopy doors feature an anti-drop device in the unlikely event that a lifting cable should fail.



Standard Rib Vertical - Golden Oak




Medium Rib Vertical - Golden Oak




Golden Oak or Rosewood finishes in wide and medium rib designs add a real element of design to your home

Standard Rib Horizontal - Golden Oak



Medium Rib Horizontal - Golden Oak



## Colour Options



Golden Oak

Every door is factory finished for excellent corrosion resistance.

Single and double doors are available in standard and made to measure sizes - the perfect way to update your home

# Steel "Smartpass"

Wicket doors (Smartpass) available up to 9'0" wide


## Vertical with "SmartPass"



The Vertical with a "Smartpass" access door built in - an up and over door with a built-in access door for those times when you just don't need to open the whole door - classic style, intelligent design!








All doors feature a strong sub-chassis with bracing plates to ensure rigidity of the door panel.



Up and over doors feature simple but effective cable operated latches that are engaged and disengaged with the locking handle.



## Colour Options

- |                                                                                                              |                                                                                                               |                                                                                                              |                                                                                                                   |                                                                                                               |                                                                                                                 |
|--------------------------------------------------------------------------------------------------------------|---------------------------------------------------------------------------------------------------------------|--------------------------------------------------------------------------------------------------------------|-------------------------------------------------------------------------------------------------------------------|---------------------------------------------------------------------------------------------------------------|-----------------------------------------------------------------------------------------------------------------|
| <br>White<br>RAL9016      | <br>Brown<br>RAL8017       | <br>Terracotta<br>RAL8004 | <br>Anthracite Grey<br>RAL7016 | <br>Window Grey<br>RAL7040 | <br>Traffic Grey<br>RAL7042 |
| <br>Light Blue<br>RAL5012 | <br>Signal Blue<br>RAL5005 | <br>Moss Green<br>RAL6005 | <br>Steel Blue<br>RAL5011      | <br>Jet Black<br>RAL9005   | <br>Ruby Red<br>RAL3003     |

Aside from the ever popular white, doors are also available in the classic low gloss solid colours shown.

Every door is factory finished for excellent corrosion resistance.



# Premium Ekstra - Decorative Decals

Doors are shown with matching frames that are available as an option


Ekstra Porthole Vertical



Ekstra decorative decals are a stylish and contemporary addition to wide ribbed doors - a selection of designs are shown here - if you have a special design in mind just ask!



Stainless steel decorative elements - add a little Ekstra!



Personalising your door with Ekstra decorative elements is easy and dramatic!




Ekstra Porthole Vertical



Ekstra Porthole Horizontal



Ekstra Porthole



Ekstra Porthole Vertical & Solid



Ekstra Porthole Horizontal & Solid



Ekstra Rectangle Vertical



Ekstra Rectangle Horizontal



Ekstra Rectangle Horizontal Tall



Ekstra Square Vertical & Solid



Ekstra Square Porthole Vertical



Ekstra Diamond Porthole Vertical



Ekstra Exclamation Porthole Vertical



# Up and Over garage doors - Timber Styles




If you'd like to create your own design, we offer an open chassis into which you can fit your own panels up to a maximum weight of 7.5 kilograms per square metre.

The natural beauty of timber shines through on our range of up and over doors. Benefiting from the same excellent opening mechanism, locking and strong steel chassis, these doors add a classic touch to any home.

If you are fitting doors side by side, let us know and we'll craft a pair finished to a similar shade - remember wood is a natural material and no two doors are alike!

Stratford (shown basecoated)



Tongue & groove cedar boards



Bamburgh (shown in Light Oak)



Cedar boards and mouldings

Fairbourne (shown in Light Oak)



Cedar faced ply and cedar mouldings




The ergonomic locking handle operates the twin lock latches

Highclere (shown in Light Oak)



Cedar boards and mouldings

Meriden (shown in Basecoat)



Tongue & groove cedar boards

Tewksbury (shown in Basecoat)



Tongue & groove cedar boards

Ullswater (shown in Light Oak)



Cedar faced ply and cedar mouldings

Sheringham (shown in Light Oak)




Cedar boards and mouldings

Whitewell (shown in Light Oak)




Cedar faced ply and cedar mouldings

### Colour Options



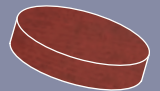
Light Oak




Antique Oak



Chestnut




Mahogany



Walnut



Ebony



Silver Grey

Doors are available basecoat treated ready for staining to a shade of your choice or fully finished in the colours above.

Stratford is available in basecoat only.



# Up and Over garage doors - GRP Styles

GRP (Glass Reinforced Polyester) are low maintenance garage doors.

GRP is an incredibly strong, dent resistant modern composite laminate with a better strength to weight ratio than steel. The door face is devoid of joints, seams, rivets or fastenings to detract from its good looks.

All doors are supplied fully finished, won't warp, shrink or rust and are virtually maintenance free. Two ranges - white gloss and woodgrain




White gloss doors are just that! The high gloss finish just requires an occasional wipe over to keep it in pristine condition.

Wimborne White Gloss



Georgian White Gloss



Woodgrain doors are hand finished to provide a natural antiqued effect to the grain detailing.

Sherwood Woodgrain



Canterbury Woodgrain



Pembroke Woodgrain




Woodgrain Colour Options




White  
RAL9016




Magnolia  
RAL8017




Bleached Oak




Red Mahogany




Dark Mahogany




Light Oak




Dark Oak




Honey Beech




Teak




Rosewood



Golden Brown



Ebony



Anthracite Grey

Woodgrain doors are available in the stunning selection of woodtones shown here. Finishes are minimal maintenance and require just a wipe over with a damp cloth to keep clean.



# Side Hinged garage doors - Steel Styles

shutterstock

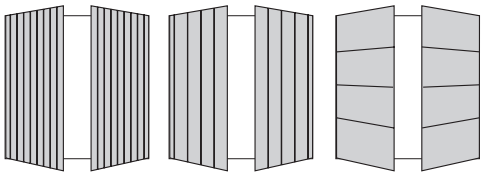
Vertical Medium Rib



The bottom threshold on premium doors provides an excellent seal against leaves and other debris blowing under your door. It can be removed if a flush threshold is preferred.

Traditional side hinged doors are easy to operate and so simple. The doors are available in Narrow and Medium Rib in Vertical styles and Wide Rib in horizontal styles

Steel Side hinged garage doors available 50:50 or 1/3:2/3 opening up to 14'0" wide.



Matching personnel doors share the same quality construction and ease of use.



Standard doors have cable latches and shoot bolt security.



Side hinged, personnel and smart pass doors employ high grade corrosion protected hinges for smooth operation and elimination of leaf "sag".



Steel bracing gives side hinged doors a robust feel in every day use. The standard configuration shown above uses twin latches on the active leaf and shoot bolts on the inn-active leaf.



The Premium option includes top stays to hold the door open and a threshold to prevent debris passing under the door. Four point, cable operated latches secure the door leaves.

The premium option has cable operated latches to the top and bottom of each door leaf, providing easy but effective security.



Top latches



### Colour Options



White  
RAL9016



Brown  
RAL8017



Terracotta  
RAL8044



Anthracite Grey  
RAL7016



Window Grey  
RAL7040



Traffic Grey  
RAL7042



Light Blue  
RAL5012



Signal Blue  
RAL5005



Moss Green  
RAL6005



Steel Blue  
RAL5011



Jet Black  
RAL9005



Ruby Red  
RAL3003

Aside from the ever popular white, doors are also available in the classic low gloss solid colours shown.

Every door is factory finished for excellent corrosion resistance.



Fort Doors, Unit 19,  
The Fort Industrial Park,  
Dunlop Way, Birmingham  
B35 7AR

Tel: 0121 749 3699  
Fax: 0121 748 2677  
e-mail: info@fortdoors.co.uk  
web: fortdoors.co.uk

## Product Guarantees

Fort Doors manufactures products to the highest standards and your garage door only leaves our factory after a thorough quality and testing process.

In the unlikely event of a warranty claim, please contact your dealer that installed your garage door, and supply them details of the barcode on the side of the door. Your dealer will supply further details of your claim with proof of purchase, to the Warranty Department at Fort Doors.

### 1. Warranty Period.

A warranty covering the safe and reliable operation of the Fort Doors garage door for a period of 10 years from the date of purchase is given to the original purchaser.

The purchaser is given a 2 year warranty for all springs; tracks; rollers; and hinges for normal use, whereby normal use constitutes no more than 5 operations (open/close) per day. We recommend that they are inspected annually by a competent engineer. The warranty period for replacement parts is 6 months or for the remainder of the warranty period.

### 2. Requirements.

Warranty is valid in the country where the garage door was purchased.

The product must have been purchased through one of our authorised partners and a barcode and receipt of purchase provided.

The warranty only covers damage to the garage door.

### 3. Performance.

During the warranty period we will rectify defects to the Fort product that can be proved to be material or manufacturing faults. At our discretion we will either exchange; repair; or reduce the price. We will not accept any costs for dismantling; installation; or delivery.

### The warranty does not cover damage caused by:

- Improper transport and fitting.
- Repairs by non-qualified or non competent individuals.
- External influences such as fire, water, alkaline solutions, acid, bird droppings or abnormal atmospheric pollution.
- The use of non Fort Doors parts without the approval of the manufacturer.

### Additional Information:

- It is a fundamental condition of this guarantee that the product has been installed, maintained and serviced correctly and is used solely for the purpose for which it was designed.
- Incorrect installation, maintenance and service will invalidate this warranty.
- The door must be kept in a clean condition and free from impact damage.



Presented by:

